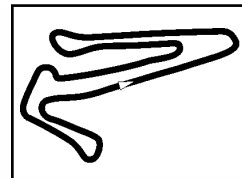


WINTER TROPHY 2008

LOTUS CUP

Classifica Prove Libere 1° Turno



Adria Int Raceway 2.702 m

Num.	Concorrente	Naz. Team	Auto	Categori	Tempo	Distacco	Giri	Media
1	6	M. CASTIGLIONI			1'27.694		15	110,922
2	7	B. PELLEGRINI			1'28.207	0.513	16	110,277
3	10	V. UTZIERI			1'29.232	1.538	20	109,010
4	2	G. PIERALISI			1'29.657	1.963	14	108,493
5	4	G. MOROSINI			1'30.041	2.347	13	108,031
6	9	P. PARADISI			1'30.390	2.696	15	107,614
7	11	A. PROSERPIO			1'30.766	3.072	20	107,168
8	3	P. SAITA			1'30.802	3.108	15	107,125
9	14	M. GASPARINI			1'31.651	3.957	19	106,133
10	17	R. MARINI			1'31.805	4.111	11	105,955
11	12	A. ZAMBON			1'33.724	6.030	14	103,786
12	16	C. FLORES			1'35.322	7.628	14	102,046
13	15	U. ILARDI			1'48.687	20.993	13	89,497

Dir. Gara
Fabrizio FONDACCI

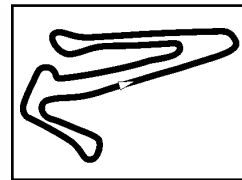
08/11/2008 Inizio 09:46 Fine 10:21

Esposta alle:

WINTER TROPHY 2008

LOTUS CUP

Classifica Prove Libere 2° Turno



Adria Int Raceway 2.702 m

Num.	Concorrente	Naz. Team	Auto	Categori	Tempo	Distacco	Giri	Media
1	8	M. SEGATORI			1'26.671		9	112,231
2	6	M. CASTIGLIONI			1'27.510	0.839	16	111,155
3	7	B. PELLEGRINI			1'27.933	1.262	18	110,621
4	2	G. PIERALISI			1'28.343	1.672	15	110,107
5	4	G. MOROSINI			1'29.378	2.707	20	108,832
6	9	P. PARADISI			1'29.576	2.905	19	108,592
7	11	A. PROSERPIO			1'29.737	3.066	20	108,397
8	10	V. UTZIERI			1'29.776	3.105	20	108,350
9	3	P. SAITA			1'29.841	3.170	19	108,271
10	14	M. GASPARINI			1'30.998	4.327	20	106,895
11	17	R. MARINI			1'32.953	6.282	10	104,646
12	16	C. FLORES			1'34.940	8.269	15	102,456
13	15	U. ILARDI			1'44.086	17.415	15	93,453

Dir. Gara
Fabrizio FONDACCI

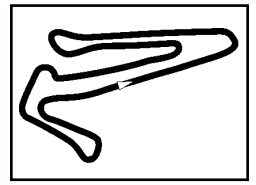
08/11/2008 Inizio 14:17 Fine 14:50

Esposta alle:

WINTER TROPHY 2008

LOTUS CUP

Analisi Tempi Giro Prove Libere 1° Turno



Adria Int Raceway 2.702 m

2 PIERALISI G.

Giro	Tempo	T. Giro
	9:49'10.897	
1	9:50'55.261	1'44.364 P
2	9:54'15.596	3'20.335 P
3	9:55'49.825	1'34.229
4	9:57'24.016	1'34.191
5	9:58'56.568	1'32.552
6	10:00'26.955	1'30.387
7	10:01'57.371	1'30.416
8	10:03'27.028	1'29.657
9	10:04'56.899	1'29.871
10	10:06'29.513	1'32.614 P
11	10:12'38.918	6'09.405 P
12	10:14'37.401	1'58.483 P
13	10:17'52.805	3'15.404 P
14	10:19'49.247	1'56.442 P

3 SAITA P.

	9:48'50.634	
1	9:50'34.226	1'43.592
2	9:52'15.032	1'40.806
3	9:53'52.358	1'37.326
4	9:55'27.187	1'34.829
5	9:57'01.108	1'33.921
6	9:58'34.106	1'32.998
7	10:00'07.320	1'33.214
8	10:01'42.488	1'35.168 P
9	10:04'23.233	2'40.745 P
10	10:05'56.995	1'33.762
11	10:07'28.428	1'31.433
12	10:08'59.230	1'30.802
13	10:10'30.243	1'31.013
14	10:12'10.310	1'40.067
15	10:14'04.942	1'54.632 P

4 MOROSINI G.

	9:48'51.492	
1	9:52'05.223	3'13.731 P
2	9:53'44.149	1'38.926
3	9:55'22.081	1'37.932
4	9:56'57.547	1'35.466
5	9:58'30.981	1'33.434
6	10:00'03.730	1'32.749
7	10:01'35.387	1'31.657
8	10:03'06.113	1'30.726
9	10:04'36.183	1'30.070
10	10:06'06.224	1'30.041
11	10:07'36.926	1'30.702
12	10:09'19.350	1'42.424
13	10:10'49.980	1'30.630

6 CASTIGLIONI M.

	9:49'32.120	
1	9:51'16.885	1'44.765 P
2	9:54'13.907	2'57.022 P
3	9:55'46.175	1'32.268
4	9:57'18.503	1'32.328

5	9:58'48.412	1'29.909
6	10:00'17.284	1'28.872
7	10:01'45.966	1'28.682
8	10:03'14.050	1'28.084
9	10:04'41.744	1'27.694
10	10:06'09.641	1'27.897
11	10:07'38.946	1'29.305
12	10:09'10.124	1'31.178
13	10:10'43.830	1'33.706
14	10:12'14.610	1'30.780
15	10:13'56.529	1'41.919 P

7 PELLEGRINI B.

	9:48'07.261	
1	9:50'14.551	2'07.290 P
2	9:51'47.574	1'33.023
3	9:53'19.691	1'32.117
4	9:54'51.701	1'32.010
5	9:56'21.680	1'29.979
6	9:57'51.834	1'30.154
7	9:59'21.190	1'29.356
8	10:00'52.041	1'30.851 P
9	10:03'16.361	2'24.320 P
10	10:04'51.423	1'35.062
11	10:06'23.685	1'32.262
12	10:07'52.782	1'29.097
13	10:09'22.222	1'29.440
14	10:10'50.429	1'28.207
15	10:12'19.451	1'29.022
16	10:14'06.996	1'47.545 P

9 PARADISI P.

	9:48'25.453	
1	9:50'12.026	1'46.573 P
2	9:53'12.235	3'00.209 P
3	9:54'46.229	1'33.994
4	9:56'18.208	1'31.979
5	9:57'48.789	1'30.581
6	9:59'25.140	1'36.351 P
7	10:02'23.501	2'58.361 P
8	10:03'56.753	1'33.252
9	10:05'29.390	1'32.637
10	10:07'02.458	1'33.068
11	10:08'33.709	1'31.251
12	10:10'05.271	1'31.562
13	10:11'35.661	1'30.390
14	10:13'17.495	1'41.834
15	10:15'32.094	2'14.599 P

10 UTZIERI V.

	9:48'17.025	
1	9:50'00.728	1'43.703
2	9:51'37.124	1'36.396
3	9:53'10.721	1'33.597
4	9:54'42.664	1'31.943
5	9:56'14.156	1'31.492
6	9:57'45.763	1'31.607
7	9:59'16.233	1'30.470
8	10:00'46.543	1'30.310

9	10:02'16.785	1'30.242
10	10:03'47.021	1'30.236
11	10:05'16.257	1'29.236
12	10:06'45.823	1'29.566
13	10:08'15.919	1'30.096
14	10:09'45.389	1'29.470
15	10:11'15.287	1'29.898
16	10:12'47.022	1'31.735
17	10:14'39.429	1'52.407 P
18	10:17'32.336	2'52.907 P
19	10:19'01.568	1'29.232
20	10:21'00.922	1'59.354 P

11 PROSERPIO A.

	9:48'08.722	
1	9:49'45.889	1'37.167
2	9:51'19.862	1'33.973
3	9:52'52.072	1'32.210
4	9:54'23.575	1'31.503
5	9:55'55.249	1'31.674
6	9:57'26.815	1'31.566
7	9:59'00.762	1'33.947
8	10:00'33.295	1'32.533
9	10:02'05.108	1'31.813
10	10:03'36.311	1'31.203
11	10:05'07.419	1'31.108
12	10:06'38.602	1'31.183
13	10:08'09.386	1'30.784
14	10:09'44.055	1'34.669
15	10:11'16.117	1'32.062
16	10:12'49.359	1'33.242
17	10:14'47.827	1'58.468 P
18	10:17'27.122	2'39.295 P
19	10:18'57.888	1'30.766
20	10:20'59.308	2'01.420 P

12 ZAMBON A.

	9:50'11.758	
1	9:52'07.752	1'55.994
2	9:53'44.940	1'37.188
3	9:55'25.661	1'40.721
4	9:57'02.674	1'37.013
5	9:58'36.398	1'33.724
6	10:00'10.824	1'34.426
7	10:01'45.886	1'35.062
8	10:03'31.764	1'45.878
9	10:05'14.851	1'43.087
10	10:06'49.750	1'34.899
11	10:08'23.948	1'34.198
12	10:10'09.203	1'45.255
13	10:11'44.217	1'35.014
14	10:13'45.217	2'01.000 P

14 GASPARINI M.

	9:49'27.758	
1	9:51'07.502	1'39.744
2	9:52'42.940	1'35.438
3	9:54'16.600	1'33.660
4	9:55'50.607	1'34.007

5	9:57'25.011	1'34.404
6	9:59'00.461	1'35.450
7	10:00'32.952	1'32.491
8	10:02'06.871	1'33.919
9	10:03'39.906	1'33.035
10	10:05'12.971	1'33.065
11	10:06'45.090	1'32.119
12	10:08'18.150	1'33.060
13	10:09'51.897	1'33.747
14	10:11'23.548	1'31.651
15	10:12'56.955	1'33.407
16	10:14'49.521	1'52.566 P
17	10:17'36.201	2'46.680 P
18	10:19'08.161	1'31.960
19	10:21'03.162	1'55.001 P

15 ILARDI U.

	9:51'28.911	
1	9:53'31.413	2'02.502
2	9:55'34.953	2'03.540 P
3	9:58'21.936	2'46.983 P
4	10:00'15.977	1'54.041
5	10:02'08.848	1'52.871
6	10:03'59.342	1'50.494
7	10:05'48.029	1'48.687
8	10:07'40.467	1'52.438
9	10:09'35.414	1'54.947
10	10:11'26.123	1'50.709
11	10:13'31.883	2'05.760 P
12	10:18'18.626	4'46.743 P
13	10:20'18.230	1'59.604 P

16 FLORES C.

	9:50'44.298	
1	9:52'26.773	1'42.475
2	9:54'06.588	1'39.815
3	9:55'44.632	1'38.044
4	9:57'23.719	1'39.087
5	9:59'01.394	1'37.675
6	10:00'37.940	1'36.546
7	10:02'13.274	1'35.334
8	10:03'50.371	1'37.097
9	10:05'25.916	1'35.545
10	10:07'01.238	1'35.322
11	10:10'57.628	3'56.390 P
12	10:14'31.353	3'33.725 P
13	10:18'46.001	4'14.648 P
14	10:20'41.097	1'55.096 P

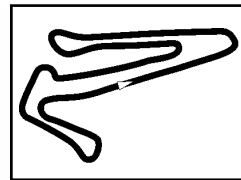
17 MARINI R.

	9:49'25.571	
1	9:51'06.535	1'40.964
2	9:52'44.136	1'37.601
3	9:54'19.108	1'34.972
4	9:55'52.970	1'33.862
5	9:57'26.223	1'33.253
6	9:59'01.979	1'35.756
7	10:00'36.209	1'34.230
8	10:02'08.047	1'31.838

WINTER TROPHY 2008

LOTUS CUP

Analisi Tempi Giro Prove Libere 1° Turno



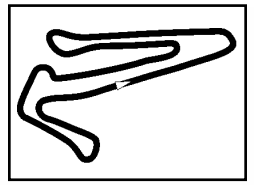
Adria Int Raceway 2.702 m

<u>Giro</u>	<u>Tempo</u>	<u>T. Giro</u>
10	10:03'40.164	1'32.117
11	10:05'11.969	1'31.805
12	10:06'49.117	1'37.148

WINTER TROPHY 2008

LOTUS CUP

Analisi Tempi Giro Prove Libere 2° Turno



Adria Int Raceway 2.702 m

2 PIERALISI G.

Giro	Tempo	T. Giro
	14:18'28.415	
1	14:20'07.198	1'38.783 P
2	14:22'58.277	2'51.079 P
3	14:24'33.327	1'35.050 P
4	14:28'54.034	4'20.707 P
5	14:30'24.964	1'30.930
6	14:32'04.628	1'39.664 P
7	14:37'31.224	5'26.596 P
8	14:39'01.087	1'29.863
9	14:40'31.257	1'30.170
10	14:41'59.900	1'28.643
11	14:43'29.333	1'29.433
12	14:44'58.044	1'28.711
13	14:46'26.387	1'28.343
14	14:47'54.886	1'28.499
15	14:49'42.509	1'47.623 P

3 SAITA P.

	14:18'29.351	
1	14:20'01.952	1'32.601
2	14:21'35.186	1'33.234
3	14:23'06.952	1'31.766
4	14:24'37.598	1'30.646
5	14:26'08.568	1'30.970
6	14:27'38.979	1'30.411
7	14:29'08.820	1'29.841
8	14:30'45.697	1'36.877 P
9	14:33'25.212	2'39.515 P
10	14:35'03.980	1'38.768
11	14:36'40.749	1'36.769
12	14:38'16.383	1'35.634
13	14:39'49.751	1'33.368
14	14:41'23.134	1'33.383
15	14:42'56.836	1'33.702
16	14:44'30.578	1'33.742
17	14:46'03.111	1'32.533
18	14:47'37.311	1'34.200
19	14:49'12.188	1'34.877 P

4 MOROSINI G.

	14:18'27.833	
1	14:20'10.643	1'42.810
2	14:21'47.518	1'36.875
3	14:23'19.591	1'32.073
4	14:24'51.593	1'32.002
5	14:26'23.519	1'31.926
6	14:27'54.981	1'31.462
7	14:29'25.543	1'30.562
8	14:31'04.892	1'39.349
9	14:32'36.740	1'31.848
10	14:34'07.794	1'31.054
11	14:35'37.806	1'30.012
12	14:37'09.425	1'31.619
13	14:38'39.858	1'30.433
14	14:40'10.031	1'30.173
15	14:41'40.042	1'30.011

16	14:43'10.031	1'29.989
17	14:44'39.409	1'29.378
18	14:46'09.181	1'29.772
19	14:47'38.786	1'29.605
20	14:49'32.362	1'53.576 P

6 CASTIGLIONI M.

	14:18'39.829	
1	14:20'13.716	1'33.887
2	14:21'45.516	1'31.800
3	14:23'15.174	1'29.658
4	14:24'44.415	1'29.241
5	14:26'16.864	1'32.449
6	14:27'47.598	1'30.734
7	14:29'18.551	1'30.953
8	14:30'57.778	1'39.227 P
9	14:37'52.213	6'54.435 P
10	14:39'20.710	1'28.497
11	14:40'48.317	1'27.607
12	14:42'15.827	1'27.510
13	14:43'43.635	1'27.808
14	14:45'12.624	1'28.989
15	14:46'49.875	1'37.251
16	14:48'18.288	1'28.413

7 PELLEGRINI B.

	14:19'33.513	
1	14:21'04.702	1'31.189 P
2	14:23'27.050	2'22.348 P
3	14:24'57.051	1'30.001
4	14:26'26.613	1'29.562
5	14:27'56.482	1'29.869 P
6	14:29'46.391	1'49.909 P
7	14:31'15.668	1'29.277
8	14:32'44.483	1'28.815 P
9	14:35'16.599	2'32.116 P
10	14:36'45.896	1'29.297
11	14:38'15.262	1'29.366
12	14:39'43.676	1'28.414
13	14:41'11.706	1'28.030
14	14:42'39.785	1'28.079
15	14:44'08.170	1'28.385
16	14:45'36.193	1'28.023
17	14:47'04.126	1'27.933
18	14:48'32.076	1'27.950

8 SEGATORI M.

	14:18'53.997	
1	14:20'27.938	1'33.941
2	14:21'57.223	1'29.285
3	14:23'25.680	1'28.457
4	14:24'58.881	1'33.201 P
5	14:31'09.627	6'10.746 P
6	14:32'38.144	1'28.517
7	14:34'05.831	1'27.687
8	14:35'32.502	1'26.671
9	14:37'24.432	1'51.930 P

9 PARADISI P.

	14:18'30.147	
1	14:20'04.865	1'34.718
2	14:21'36.473	1'31.608
3	14:23'06.394	1'29.921
4	14:24'36.263	1'29.869
5	14:26'07.085	1'30.822
6	14:27'36.847	1'29.762
7	14:29'06.423	1'29.576
8	14:30'55.150	1'48.727 P
9	14:33'52.133	2'56.983 P
10	14:35'25.042	1'32.909
11	14:36'56.506	1'31.464
12	14:38'27.338	1'30.832
13	14:39'57.954	1'30.616
14	14:41'28.379	1'30.425
15	14:43'00.353	1'31.974
16	14:44'32.362	1'32.009
17	14:46'03.747	1'31.385
18	14:47'34.322	1'30.575
19	14:49'08.875	1'34.553 P

10 UTZIERI V.

	14:18'21.266	
1	14:19'57.956	1'36.690
2	14:21'40.643	1'42.687
3	14:23'12.359	1'31.716
4	14:24'43.985	1'31.626
5	14:26'15.930	1'31.945
6	14:27'46.896	1'30.966
7	14:29'18.207	1'31.311
8	14:30'50.474	1'32.267
9	14:32'22.798	1'32.324
10	14:33'53.523	1'30.725
11	14:35'23.979	1'30.456
12	14:36'54.911	1'30.932
13	14:38'26.073	1'31.162
14	14:39'57.152	1'31.079
15	14:41'27.645	1'30.493
16	14:42'57.421	1'29.776
17	14:44'28.836	1'31.415
18	14:46'00.275	1'31.439
19	14:47'32.205	1'31.930
20	14:49'06.677	1'34.472 P

11 PROSERPIO A.

	14:19'12.658	
1	14:20'45.026	1'32.368
2	14:22'16.434	1'31.408
3	14:23'47.930	1'31.496
4	14:25'19.726	1'31.796
5	14:26'50.990	1'31.264
6	14:28'22.038	1'31.048
7	14:29'54.152	1'32.114
8	14:31'25.090	1'30.938
9	14:32'55.791	1'30.701
10	14:34'26.413	1'30.622
11	14:35'57.117	1'30.704

12	14:37'28.042	1'30.925
13	14:38'58.202	1'30.160
14	14:40'28.540	1'30.338
15	14:41'59.141	1'30.601
16	14:43'31.307	1'32.166
17	14:45'01.044	1'29.737
18	14:46'31.216	1'30.172
19	14:48'01.533	1'30.317
20	14:50'09.573	2'08.040 P

14 GASPARINI M.

	14:18'34.581	
1	14:20'11.161	1'36.580
2	14:21'45.364	1'34.203
3	14:23'19.277	1'33.913
4	14:24'52.968	1'33.691
5	14:26'25.929	1'32.961
6	14:27'59.460	1'33.531
7	14:29'32.391	1'32.931
8	14:31'06.027	1'33.636
9	14:32'39.530	1'33.503
10	14:34'11.152	1'31.622
11	14:35'42.419	1'31.267
12	14:37'14.042	1'31.623
13	14:38'45.232	1'31.190
14	14:40'16.958	1'31.726
15	14:41'48.476	1'31.518
16	14:43'20.010	1'31.534
17	14:44'51.607	1'31.597
18	14:46'23.311	1'31.704
19	14:47'54.309	1'30.998
20	14:49'46.135	1'51.826 P

15 ILARDI U.

	14:19'14.568	
1	14:21'00.925	1'46.357
2	14:22'48.122	1'47.197
3	14:24'34.597	1'46.475
4	14:26'22.307	1'47.710
5	14:28'09.923	1'47.616
6	14:29'58.655	1'48.732
7	14:31'44.980	1'46.325
8	14:33'33.219	1'48.239
9	14:35'20.009	1'46.790
10	14:37'06.676	1'46.667
11	14:38'50.762	1'44.086
12	14:40'35.711	1'44.949
13	14:42'51.088	2'15.377 P
14	14:46'23.832	3'32.744 P
15	14:48'12.999	1'49.167

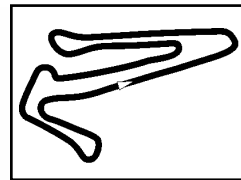
16 FLORES C.

	14:19'24.343	
1	14:21'02.293	1'37.950
2	14:22'39.498	1'37.205
3	14:24'16.012	1'36.514
4	14:25'52.614	1'36.602
5	14:27'53.476	2'00.862
6	14:29'59.950	2'06.474

WINTER TROPHY 2008

LOTUS CUP

Analisi Tempi Giro Prove Libere 2° Turno



Adria Int Raceway 2.702 m

Giro	Tempo	T. Giro
8	14:31'36.573	1'36.623
9	14:33'11.513	1'34.940
10	14:34'47.233	1'35.720
11	14:36'23.523	1'36.290
12	14:37'59.819	1'36.296
13	14:40'21.904	2'22.085 P
14	14:44'21.905	4'00.001 P
15	14:46'14.504	1'52.599
16	14:48'24.359	2'09.855 P

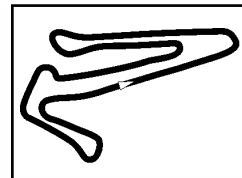
17 MARINI R.

	14:19'25.723	
1	14:21'01.877	1'36.154
2	14:22'36.520	1'34.643
3	14:24'09.473	1'32.953
4	14:25'58.303	1'48.830
5	14:27'42.194	1'43.891
6	14:29'15.915	1'33.721
7	14:30'57.889	1'41.974
8	14:32'38.969	1'41.080
9	14:34'12.720	1'33.751
10	14:35'48.423	1'35.703 P

WINTER TROPHY 2008

LOTUS CUP

Classifica Riepilogativa



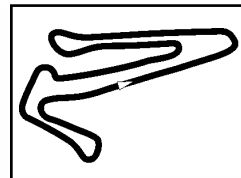
Adria Int Raceway 2.702 m

Num. Concorrente	Naz. Team	Auto	1° Sess.	2° Sess.	Tempo	Giri
1	8 M. SEGATORI			1'26.671	1'26.671	9
2	6 M. CASTIGLIONI		1'27.694	1'27.510	1'27.510	31
3	7 B. PELLEGRINI		1'28.207	1'27.933	1'27.933	34
4	2 G. PIERALISI		1'29.657	1'28.343	1'28.343	29
5	10 V. UTZIERI		1'29.232	1'29.776	1'29.232	40
6	4 G. MOROSINI		1'30.041	1'29.378	1'29.378	33
7	9 P. PARADISI		1'30.390	1'29.576	1'29.576	34
8	11 A. PROSERPIO		1'30.766	1'29.737	1'29.737	40
9	3 P. SAITA		1'30.802	1'29.841	1'29.841	34
10	14 M. GASPARINI		1'31.651	1'30.998	1'30.998	39
11	17 R. MARINI		1'31.805	1'32.953	1'31.805	21
12	12 A. ZAMBON		1'33.724		1'33.724	14
13	16 C. FLORES		1'35.322	1'34.940	1'34.940	29
14	15 U. ILARDI		1'48.687	1'44.086	1'44.086	28

WINTER TROPHY 2008

LOTUS CUP

Elenco Concorrenti



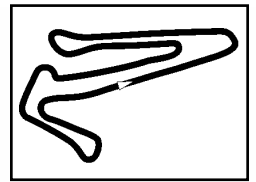
Adria Int Raceway 2.702 m

Num.	Concorrente	ategoria	Team	Auto
1	2 PIERALISI GABRIELE ()	1		
2	3 SAITA PAOLA ()	1		
3	3 CASSERA MARCO ()	2		
4	4 MOROSINI GIORGIO ()	1		
5	6 CASTIGLIONI MATTEO ()	1		
6	7 PELLEGRINI BERNARDO ()	1		
7	7 GREGORINI EDOARDO ()	2		
8	8 SEGATORI MICHELANGELO ()	1		
9	9 PARADISI PAOLO ()	1		
10	9 FERRARI CARLO ALBERTO ()	2		
11	10 UTZIERI VITO ()	1		

WINTER TROPHY 2008

LOTUS CUP

Analisi Tempi Giro Prove di Qualificazione



Adria Int Raceway 2.702 m

2 PIERALISI G.

Giro	Tempo	T. Giro
	2'33.467	
1	4'14.899	1'41.432
2	5'52.870	1'37.971
3	7'28.796	1'35.926
4	9'05.464	1'36.668
5	10'39.624	1'34.160
6	12'11.308	1'31.684
7	13'57.278	1'45.970 P
8	17'07.317	3'10.039 P
9	20'08.787	3'01.470 P
10	21'39.339	1'30.552
11	23'09.234	1'29.895
12	24'43.396	1'34.162
13	26'24.050	1'40.654
14	27'53.697	1'29.647
15	29'24.436	1'30.739
16	31'26.294	2'01.858 P

6 CASTIGLIONI M.

	2'52.030	
1	4'36.585	1'44.555
2	6'13.369	1'36.784
3	7'46.638	1'33.269
4	9'17.768	1'31.130
5	10'47.942	1'30.174
6	12'15.893	1'27.951
7	13'44.551	1'28.658
8	15'15.313	1'30.762
9	16'52.381	1'37.068 P
10	21'29.703	4'37.322 P
11	22'58.663	1'28.960
12	24'28.770	1'30.107
13	25'56.478	1'27.708
14	27'22.934	1'26.456
15	28'52.985	1'30.051
16	30'21.793	1'28.808
17	31'48.498	1'26.705

8	21'20.388	1'32.616
9	23'04.313	1'43.925
10	24'37.062	1'32.749
11	26'09.329	1'32.267
12	27'40.330	1'31.001
13	29'10.691	1'30.361
14	30'40.433	1'29.742
15	32'09.387	1'28.954

10 UTZIERI V.

	2'44.710	
1	4'37.976	1'53.266
2	6'16.983	1'39.007
3	7'53.023	1'36.040
4	9'29.259	1'36.236
5	11'02.832	1'33.573
6	12'35.564	1'32.732
7	14'08.140	1'32.576
8	15'40.114	1'31.974
9	17'22.073	1'41.959 P
10	19'49.601	2'27.528 P
11	21'21.240	1'31.639
12	22'52.872	1'31.632
13	24'27.302	1'34.430
14	25'59.707	1'32.405
15	27'29.885	1'30.178
16	28'59.931	1'30.046
17	30'29.602	1'29.671
18	31'58.483	1'28.881

3 SAITA P.

	3'23.228	
1	5'41.375	2'18.147
2	7'48.152	2'06.777
3	9'43.898	1'55.746
4	11'26.599	1'42.701
5	13'04.747	1'38.148
6	14'50.553	1'45.806
7	16'44.349	1'53.796 P
8	20'32.516	3'48.167 P
9	22'03.183	1'30.667
10	23'33.581	1'30.398
11	25'07.460	1'33.879
12	26'38.765	1'31.305
13	28'08.580	1'29.815
14	29'38.342	1'29.762
15	31'08.288	1'29.946
16	32'39.055	1'30.767

7 PELLEGRINI B.

	2'21.156	
1	4'01.087	1'39.931
2	5'37.025	1'35.938
3	7'11.079	1'34.054
4	8'43.254	1'32.175
5	10'15.202	1'31.948
6	11'46.992	1'31.790
7	13'17.678	1'30.686
8	14'49.450	1'31.772 P
9	19'42.911	4'53.461 P
10	21'26.365	1'43.454
11	23'01.076	1'34.711
12	24'31.481	1'30.405
13	26'02.330	1'30.849
14	27'32.059	1'29.729
15	29'02.028	1'29.969
16	30'32.056	1'30.028
17	32'01.043	1'28.987

4 MOROSINI G.

	3'06.553	
1	5'03.107	1'56.554
2	6'51.816	1'48.709
3	8'40.136	1'48.320
4	10'24.677	1'44.541
5	12'05.307	1'40.630
6	13'42.865	1'37.558
7	15'18.650	1'35.785
8	17'10.621	1'51.971 P
9	19'51.691	2'41.070 P
10	21'24.462	1'32.771
11	22'56.200	1'31.738
12	24'30.512	1'34.312
13	26'03.344	1'32.832
14	27'33.682	1'30.338
15	29'03.862	1'30.180
16	30'34.027	1'30.165
17	32'04.095	1'30.068

8 SEGATORI M.

	9'37.484	
1	11'27.400	1'49.916
2	12'58.667	1'31.267
3	16'54.419	3'55.752 P
4	20'23.528	3'29.109 P
5	21'52.762	1'29.234
6	28'13.320	6'20.558 P

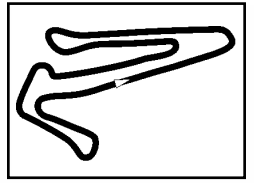
9 PARADISI P.

	3'32.884	
1	5'58.160	2'25.276 P
2	8'39.601	2'41.441 P
3	10'27.188	1'47.587
4	12'13.200	1'46.012 P
5	15'21.887	3'08.687 P
6	17'05.624	1'43.737 P
7	19'47.772	2'42.148 P

WINTER TROPHY 2008

LOTUS CUP

Analisi Tempi Giro Prove di Qualificazione

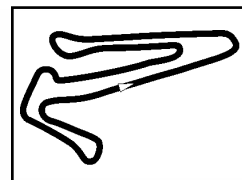


Adria Int Raceway 2.702 m

WINTER TROPHY 2008

LOTUS CUP

Classifica Prove di Qualificazione



Adria Int Raceway 2.702 m

Num.	Concorrente	Naz. Team	Auto	Categori	Tempo	Distacco	Giri	Media
1	6	M. CASTIGLIONI			1'26.456		17	112,510
2	10	V. UTZIERI			1'28.881	2.425	18	109,441
3	9	P. PARADISI			1'28.954	2.498	15	109,351
4	7	B. PELLEGRINI			1'28.987	2.531	17	109,310
5	8	M. SEGATORI			1'29.234	2.778	6	109,008
6	2	G. PIERALISI			1'29.647	3.191	16	108,506
7	3	P. SAITA			1'29.762	3.306	16	108,367
8	4	G. MOROSINI			1'30.068	3.612	17	107,998

Dir. Gara
Fabrizio FONDACCI

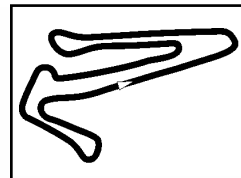
09/11/2008 Inizio 09:09 Fine 09:42

Esposta alle:

WINTER TROPHY 2008

LOTUS CUP

Griglia di Partenza



Adria Int Raceway 2.702 m



2	10 UTZIERI V.	1'28.881	1	6 CASTIGLIONI M.	1'26.456	1
4	7 PELLEGRINI B.	1'28.987	3	9 PARADISI P.	1'28.954	2
6	2 PIERALISI G.	1'29.647	5	8 SEGATORI M.	1'29.234	3
8	4 MOROSINI G.	1'30.068	7	3 SAITA P.	1'29.762	4

Dir. Gara
Fabrizio FONDACCI

Partenza 9 Novembre 2008 ore 13:50

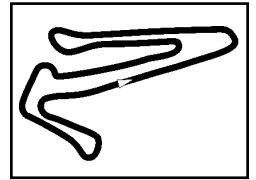
Gara 50 min + 1 Giro

WINTER TROPHY 2008

LOTUS CUP

Classifica Gara

Giri 34 = 91,868 km - Avg. 104,950 km/h



Adria Int Raceway 2.702 m

	Num. Concorrente	Naz. Team	Auto	Giri	Catego	Tempo	Distacco	Giro Veloce
	1	6 M. CASTIGLIONI		34		52'31.265		11 1'25.620
	2	10 V. UTZIERI		34		53'08.917	37.652	17 1'28.016
	3	4 G. MOROSINI		34		53'21.114	49.849	23 1'27.701
	4	2 G. PIERALISI		34		53'22.866	51.601	15 1'27.650
	5	3 P. SAITA		34		53'38.620	1'07.355	19 1'27.479
	6	9 P. PARADISI		33		52'05.838	1 Giro	15 1'28.020
	-----Non Classificati:-----							
<i>RIT</i>	7	B. PELLEGRINI		4		7'00.022	30 Giri	3 1'28.895
<i>NP</i>	8	M. SEGATORI						

Partenti: 8 Non Partiti: 1 Ritirati: 1 Non Classificati: 0 Classificati: 6 Esclusi: 0

Giro Veloce N. 11 Num. 6 MATTEO CASTIGLIONI Tempo 1'25.620 Media. 113,609 Km/h

Dir. Gara
Fabrizio FONDACCI

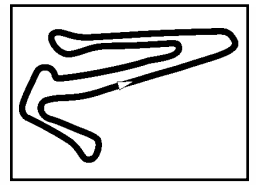
09/11/2008 Inizio 13:53 Fine 14:46

Esposta alle:

WINTER TROPHY 2008

LOTUS CUP

Analisi Tempi Giro Gara



Adria Int Raceway 2.702 m

2 PIERALISI G.

Giro	Tempo	T. Giro
1	1'38.635	1'38.635
2	3'09.752	1'31.117
3	4'41.051	1'31.299
4	6'11.985	1'30.934
5	7'42.380	1'30.395
6	9'12.046	1'29.666
7	10'41.651	1'29.605
8	12'11.040	1'29.389
9	13'40.322	1'29.282
10	15'09.655	1'29.333
11	16'38.922	1'29.267
12	18'09.801	1'30.879 P
13	21'30.376	3'20.575 P
14	22'59.416	1'29.040
15	24'27.066	1'27.650
16	25'57.070	1'30.004
17	27'26.555	1'29.485
18	28'57.062	1'30.507
19	30'28.417	1'31.355
20	31'59.646	1'31.229
21	33'31.375	1'31.729
22	35'03.285	1'31.910
23	36'34.041	1'30.756
24	38'05.364	1'31.323
25	39'36.776	1'31.412
26	41'08.892	1'32.116
27	42'41.914	1'33.022
28	44'13.390	1'31.476
29	45'44.489	1'31.099
30	47'17.186	1'32.697
31	48'48.799	1'31.613
32	50'19.816	1'31.017
33	51'51.375	1'31.559
34	53'22.866	1'31.491

3 SAITA P.

1	1'34.641	1'34.641
2	3'03.857	1'29.216
3	4'33.299	1'29.442
4	6'02.909	1'29.610
5	7'32.272	1'29.363 P
6	9'19.556	1'47.284 P
7	10'48.684	1'29.128
8	12'17.113	1'28.429
9	13'45.773	1'28.660
10	15'14.332	1'28.559
11	16'43.407	1'29.075
12	18'12.407	1'29.000
13	19'40.328	1'27.921
14	21'08.418	1'28.090
15	22'36.260	1'27.842
16	24'04.789	1'28.529
17	25'32.562	1'27.773
18	27'00.151	1'27.589
19	28'27.630	1'27.479 P
20	32'01.154	3'33.524 P

21	33'34.105	1'32.951
22	35'06.572	1'32.467
23	36'39.209	1'32.637
24	38'11.492	1'32.283
25	39'43.935	1'32.443
26	41'16.789	1'32.854
27	42'50.333	1'33.544
28	44'23.273	1'32.940
29	45'56.079	1'32.806
30	47'28.998	1'32.919
31	49'03.251	1'34.253
32	50'34.395	1'31.144
33	52'06.384	1'31.989
34	53'38.620	1'32.236

4 MOROSINI G.

1	1'37.344	1'37.344
2	3'09.285	1'31.941
3	4'40.708	1'31.423
4	6'12.462	1'31.754
5	7'43.138	1'30.676
6	9'13.188	1'30.050
7	10'43.178	1'29.990
8	12'12.742	1'29.564
9	13'43.350	1'30.608
10	15'13.015	1'29.665
11	16'45.010	1'31.995
12	18'14.725	1'29.715
13	19'43.633	1'28.908
14	21'12.735	1'29.102
15	22'41.534	1'28.799
16	24'10.344	1'28.810
17	25'38.513	1'28.169
18	27'07.036	1'28.523
19	28'36.120	1'29.084
20	30'08.500	1'32.380 P
21	33'31.489	3'22.989 P
22	35'00.488	1'28.999
23	36'28.189	1'27.701
24	37'56.213	1'28.024
25	39'24.480	1'28.267
26	41'01.058	1'36.578
27	42'37.822	1'36.764
28	44'09.934	1'32.112
29	45'40.033	1'30.099
30	47'10.000	1'29.967
31	48'42.383	1'32.383
32	50'17.414	1'35.031
33	51'50.190	1'32.776
34	53'21.114	1'30.924

6 CASTIGLIONI M.

1	1'38.440	1'38.440
2	3'08.095	1'29.655
3	4'40.924	1'32.829 P
4	6'31.991	1'51.067 P
5	8'00.476	1'28.485
6	9'27.737	1'27.261
7	10'54.831	1'27.094

8	12'21.841	1'27.010
9	13'48.082	1'26.241
10	15'14.482	1'26.400
11	16'40.102	1'25.620
12	18'07.658	1'27.556
13	19'33.695	1'26.037
14	21'00.322	1'26.627
15	22'29.786	1'29.464
16	23'58.401	1'28.615 P
17	27'19.289	3'20.888 P
18	28'45.948	1'26.659
19	30'12.348	1'26.400
20	31'39.048	1'26.700
21	33'06.805	1'27.757
22	34'35.027	1'28.222
23	36'04.023	1'28.996
24	37'36.152	1'32.129
25	39'06.001	1'29.849
26	40'36.498	1'30.497
27	42'07.016	1'30.518
28	43'36.203	1'29.187
29	45'04.351	1'28.148
30	46'32.789	1'28.438
31	48'01.790	1'29.001
32	49'31.027	1'29.237
33	51'00.884	1'29.857
34	52'31.265	1'30.381

7 PELLEGRINI B.

1	1'35.419	1'35.419
2	3'04.958	1'29.539
3	4'33.853	1'28.895
4	7'00.022	2'26.169 P

9 PARADISI P.

1	1'39.099	1'39.099
2	3'10.279	1'31.180
3	4'41.353	1'31.074
4	6'12.690	1'31.337
5	7'43.392	1'30.702
6	9'13.724	1'30.332
7	10'42.746	1'29.022
8	12'13.225	1'30.479
9	13'43.790	1'30.565
10	15'12.737	1'28.947
11	16'42.379	1'29.642
12	18'10.832	1'28.453
13	19'39.198	1'28.366
14	21'07.605	1'28.407
15	22'35.625	1'28.020
16	24'04.297	1'28.672
17	25'33.180	1'28.883
18	27'02.945	1'29.765 P
19	30'37.347	3'34.402 P
20	32'08.114	1'30.767
21	33'38.483	1'30.369
22	35'08.665	1'30.182
23	36'39.748	1'31.083
24	38'12.046	1'32.298

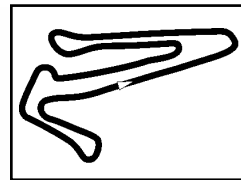
10 UTZIERI V.

1	1'36.711	1'36.711
2	3'07.570	1'30.859
3	4'38.281	1'30.711
4	6'09.630	1'31.349
5	7'40.773	1'31.143
6	9'11.109	1'30.336
7	10'40.859	1'29.750
8	12'09.956	1'29.097
9	13'39.260	1'29.304
10	15'08.665	1'29.405
11	16'37.997	1'29.332
12	18'07.528	1'29.531
13	19'37.167	1'29.639
14	21'06.229	1'29.062
15	22'34.604	1'28.375
16	24'02.852	1'28.248
17	25'30.868	1'28.016 P
18	28'48.766	3'17.898 P
19	30'16.958	1'28.192
20	31'45.936	1'28.978
21	33'15.571	1'29.635
22	34'44.987	1'29.416
23	36'15.432	1'30.445
24	37'47.748	1'32.316
25	39'18.863	1'31.115
26	40'49.004	1'30.141
27	42'19.736	1'30.732
28	43'50.762	1'31.026
29	45'23.520	1'32.758
30	46'55.277	1'31.757
31	48'27.421	1'32.144
32	50'00.855	1'33.434
33	51'34.887	1'34.032
34	53'08.917	1'34.030

WINTER TROPHY 2008

LOTUS CUP

Analisi Tempi Giro Gara



Adria Int Raceway 2.702 m