

# Lotus Cup Italy QUALIFYING

POS	NO	CL	DRIVER	CAR	TIME	LAPS	GAP	KPH
1	1	2EL	Cazzaniga	Lotus 2 eleven	1:16.809	10		118.06
2	6	GTC	Castiglioni	Lotus Exige MK2	1:17.289	20	0.480	117.33
3	111	2EL	Bobbiese	Lotus 2 eleven	1:18.872	18	2.063	114.97
4	9	GTC	Fortina	Lotus Exige MK2	1:19.222	19	2.413	114.46
5	7	2EL	Miglio/Miglio	Lotus 2 eleven	1:19.254	20	2.445	114.42
6	52	GTC	Pugliese	Lotus Elise	1:19.441	17	2.632	114.15
7	3	GTC	Durante	Lotus Exige MK2	1:19.684	19	2.875	113.80
8	75	GTC	Festa/D'Aste	Lotus Exige MK2	1:19.814	10	3.005	113.61
9	2	2EL	Pieralisi	Lotus 2 eleven	1:20.108	19	3.299	113.20
10	8	GTC	Meroni/Merzario	Lotus Exige MK1	1:20.650	18	3.841	112.44
11	26	GTC	Vuolo	Lotus Exige MK2	1:21.529	11	4.720	111.22
12	10	2EL	Utzieri	Lotus 2 eleven	1:21.712	15	4.903	110.98
13	32	EUC	Curti	Lotus Europa SE	1:28.478	17	11.669	102.49

QUALIFICATION MAXIMA 1:29.866

Weather/Track: Sun/Dry

Franciacorta  
Circuit Length = 2.5190 km.  
Start: 11:00 End: 11:30

Race Director:

Steward:

Timekeeper:

## Lotus Cup Italy Qualifying - Sector Analysis Report

Lap	51 Time S1_Sec	52 Time S2_Sec	53 Time S3_Sec	54 Time S4_Sec	55 Time S5_Sec	56 Time S6_Sec	57 Time S7_Sec	58 Time S8_Sec	59 Time S9_Sec	60 Time Pk
<b>7 MIGLIO</b>										
Lotus 2 eleven										
1	1:04.951	17.848	12:30.093	20.345	19.855	1:32.284	PK			
2	1:04.951	17.848	12:30.093	20.345	19.855	1:32.284	PK			
3	58.440	20.586	1:32.737	18.541	14.781	1:21.006				
4	48.608	18.013	1:22.883	15.711	14.701	1:20.809				
5	47.291	18.013	1:20.960	14.914	14.718	1:20.702				
6	46.741	18.771	1:20.341	14.829	14.536	1:19.703				
7	46.314	18.542	1:19.762	14.886	14.508	1:19.599				
8	46.518	18.719	1:19.968	14.731	14.589	1:19.254				
9	1:01.129	21.538	1:37.659	14.928	14.545					
10	47.021	19.007	1:40.928	14.765	14.545					
11	46.281	18.697	1:19.763							
<b>8 MERONI</b>										
Lotus Exige MK1										
1	48.998	18.951	1:57.285	18.906	14.897	1:21.240				
2	48.378	18.991	1:22.884	12.473	14.819	1:20.650				
3	47.868	18.777	1:24.470	19.189	15.173	1:21.653				
4	47.378	18.777	1:20.817	19.100	14.890	1:21.692				
5	47.393	18.777	1:21.042	19.152	14.804	1:21.245				
6	47.716	18.776	1:21.148	19.047	14.742	1:21.528				
7	47.993	19.009	1:21.177	18.874	14.756	1:21.528				
8	47.902	18.695	1:22.177	18.509	14.756	1:21.528				
9	47.414	18.249	1:21.510	18.509	14.756	1:21.528				
10	47.414	18.249	1:21.510	18.509	14.756	1:21.528				
<b>9 FORTINA</b>										
Lotus Exige MK2										
1	15:38.595	22.725	16.968	18.574	14.555	1:19.539				
2	49.511	18.636	1:23.076	18.540	14.708	1:19.835				
3	47.152	18.461	1:20.264	14.511	14.710	1:20.188				
4	47.416	18.585	1:20.872	14.571	14.511	1:20.698				
5	46.537	18.510	1:18.892	18.529	15.395	1:20.389				
6	46.778	18.518	1:20.060	18.723	15.443	1:20.855				
7	46.579	18.125	1:20.066	18.414	14.484	1:19.324				
8	47.069	18.562	1:19.378	18.390	14.519	1:19.324				
9	46.629	18.634	1:19.378	18.390	14.540	1:19.864				
10	46.529	18.473	1:19.459	18.390	14.540	1:19.864				
<b>10 UTZIERI</b>										
Lotus 2 eleven										
1	13:46.570	22.778	17.522	20.263	19.863	1:29.091	PK			
2	53.514	20.153	15.418	18.935	15.176	1:29.130				
3	50.682	19.160	14.995	18.248	15.311	1:22.845				
4	48.100	18.750	1:21.712	19.275	15.865	1:24.221				
5	48.860	19.235	1:22.854	19.512	15.602	1:24.583				
6	48.287	18.808	1:22.346	18.677	15.016	1:24.006				
7	48.650	18.937	1:22.710	19.579	15.675					
8	49.681	19.131	1:24.005							

Circuit Length - 2.5190 kilometres  
Franciacorta



Weather/Track: Sun/Dry

Printed at 11:39, Friday, 15 October, 2010  
© MST Systems Ltd, 2010 (www.mstworld.com)

## Lotus Cup Italy Qualifying - Sector Analysis Report

Lap	51 Time S1_Sec	52 Time S2_Sec	53 Time S3_Sec	54 Time S4_Sec	55 Time S5_Sec	56 Time S6_Sec	57 Time S7_Sec	58 Time S8_Sec	59 Time S9_Sec	60 Time Pk
<b>1 CAZZANIGA</b>										
Lotus 2 eleven										
1	21:55.370	26.552	22:44.910	18.163	13.973	1:16.539				
2	1:00.929	29.354	1:52.835	17.916	13.900	1:16.699				
3	47.411	18.213	1:16.748	20.814	17.317	1:16.833				
4	45.031	18.031	1:17.113	21.089	17.645	1:16.833				
5	45.118	18.109	1:17.103	21.089	17.645	1:16.833				
6	44.929	18.139	1:17.084	21.089	17.645	1:16.833				
<b>2 PIERALISI</b>										
Lotus 2 eleven										
1	51.662	18.640	1:21.348	18.225	14.615	1:20.133				
2	48.530	18.316	1:21.685	18.879	14.636	1:20.486				
3	47.411	18.316	1:21.310	18.813	14.761	1:20.489				
4	47.262	18.316	1:21.685	18.910	14.683	1:20.579				
5	46.944	18.316	1:21.117	18.762	14.673	1:20.108				
6	47.228	18.316	1:20.170	19.109	15.039	1:21.715				
7	47.146	18.213	1:20.682	19.256	14.819	1:21.015				
8	47.146	18.213	1:21.355	18.938	14.668	1:21.255	PK			
9	47.146	18.213	1:21.355	18.938	14.668	1:21.255	PK			
10	46.778	18.987	1:21.197	18.753	14.668	1:21.218				
<b>3 DURANTE</b>										
Lotus Exige MK2										
1	14:27.526	21.366	15:07.542	18.908	14.450	1:19.850				
2	51.689	20.251	1:27.486	21.270	20.847	1:30.375				
3	48.567	18.935	1:22.223	18.625	14.528	1:20.737				
4	46.393	18.952	1:19.554	18.847	14.347	1:19.721				
5	46.848	18.679	1:20.374	19.235	15.582	1:21.028				
6	46.571	18.800	1:20.454	19.269	15.215	1:19.922				
7	47.589	19.071	1:23.869	18.921	14.393	1:19.762				
8	46.588	18.955	1:20.004	25.894	18.265	1:38.285				
9	46.588	18.955	1:20.004	25.894	18.265	1:38.285				
10	46.778	18.618	1:19.750	19.098	14.757	1:24.759				
<b>6 CASTIGLIONI</b>										
Lotus Exige MK2										
1	47.564	18.459	1:15.651	18.370	14.356	1:18.104				
2	48.802	18.160	1:21.095	21.234	15.002	1:30.060	PK			
3	46.351	17.906	1:21.706	18.249	14.467	1:24.922				
4	46.697	18.076	1:18.579	18.087	14.488	1:17.883				
5	46.232	18.278	1:19.433	18.254	14.365	1:17.883				
6	45.138	18.796	1:18.878	18.057	14.235	1:17.269				
7	45.489	18.246	1:21.532	19.131	14.869	1:18.178				
8	45.489	18.246	1:21.532	19.131	14.869	1:18.178				
9	45.489	18.246	1:21.532	19.131	14.869	1:18.178				
10	45.363	18.134	1:17.690	24.467	15.822	1:38.638	PK			
11	45.424	18.075	1:17.797							

Circuit Length - 2.5190 kilometres  
Franciacorta



Weather/Track: Sun/Dry

Printed at 11:39, Friday, 15 October, 2010  
© MST Systems Ltd, 2010 (www.mstworld.com)

Lotus Cup Italy  
Qualifying - Sector Analysis Report

Lap 51 Time 51.560 52 Time 52.360 53 Time 53.160 54 Time 53.960 55 Time 54.760 56 Time 55.560 57 Time 56.360 58 Time 57.160 59 Time 57.960 60 Time 58.760 61 Time 59.560 62 Time 60.360 63 Time 61.160 64 Time 61.960 65 Time 62.760 66 Time 63.560 67 Time 64.360 68 Time 65.160 69 Time 65.960 70 Time 66.760 71 Time 67.560 72 Time 68.360 73 Time 69.160 74 Time 69.960 75 Time 70.760 76 Time 71.560 77 Time 72.360 78 Time 73.160 79 Time 73.960 80 Time 74.760 81 Time 75.560 82 Time 76.360 83 Time 77.160 84 Time 77.960 85 Time 78.760 86 Time 79.560 87 Time 80.360 88 Time 81.160 89 Time 81.960 90 Time 82.760 91 Time 83.560 92 Time 84.360 93 Time 85.160 94 Time 85.960 95 Time 86.760 96 Time 87.560 97 Time 88.360 98 Time 89.160 99 Time 89.960 100 Time 90.760

26 VUOLO		Lotus Exige MK2		GTC				
1	14:08.282	20.385	15.601	14:45.268	20.147	18.551	17:27.844	PK
2	50.972	19.281	15.137	1:25.380	23.141	15.879	5:45.527	
3	48.522	18.753	14.524	1:48.522	19.279	15.270	1:44.175	
4	48.736	19.800	18.958	1:38.484	20.083	15.262	1:24.853	
5	1:05.719	29.274	21.997	1:57.950	28.786	19.976	1:39.282	PK
6	47.955	18.918	15.056	1:21.529				

32 CURTI		Lotus Europa SE		EUC				
1	13:54.655	23.048	17.994	14:35.647	20.512	16.501	1:28.529	
2	52.528	23.426	15.980	1:32.934	20.875	16.586	1:28.113	
3	52.029	20.381	16.587	1:28.997	20.787	16.159	1:28.576	
4	51.961	20.767	16.480	1:29.208	20.685	16.428	1:28.641	
5	52.450	20.713	16.657	1:29.820	20.585	16.385	1:28.831	
6	52.232	20.514	16.604	1:29.350	20.629	16.402	1:28.279	
7	51.583	20.648	16.424	1:28.665	21.055	16.402	1:28.279	
8	53.101	20.743	16.446	1:30.290	23.790	19.060	1:38.099	PK
9	51.954	20.546	16.766	1:29.265	28.914	19.060	3:35.298	

52 PUGLIESE		Lotus Exige		GTC				
1	12:05.971	20.740	16.861	12:44.572	20.907	18.430	1:33.151	PK
2	49.592	19.091	15.041	1:25.724	18.614	14.989	2:56.662	
3	47.176	18.537	14.981	1:48.710	18.485	14.939	1:20.134	
4	46.551	20.787	19.076	1:48.710	18.592	14.971	1:19.441	
5	3:19.455	38.577	15.167	3:52.206	14.757	14.757	1:20.385	PK
6	47.398	16.604	13.167	1:20.572	18.569	14.757	1:20.385	
7	46.883	16.282	14.756	1:20.227	18.749	14.875	3:46.829	
8	46.883	16.284	14.758	1:19.459	18.471	15.078	1:20.110	
9	46.923	16.759	14.598	1:20.280				

75 FESTA		Lotus Exige MK2		GTC				
1	14:05.336	20.670	18.260	14:43.466	18.699	14.974	1:13.638	
2	47.615	19.357	14.717	1:21.689	18.985	14.974	1:20.028	
3	46.851	18.636	14.655	1:20.142	19.130	15.353	1:20.028	
4	47.848	19.384	17.015	1:24.247	18.573	16.913	1:22.102	PK
5	3:27.294	19.033	14.942	4:01.269				
6	52.535	23.131	15.534	1:32.200				



Weather/Track: Sun/Dry

Printed at 11:39, Friday, 15 October, 2010  
© MST Systems Ltd, 2005 (www.mstworld.com)

Circuit Length - 2.5190 Kilometers  
Franciscata

Lotus Cup Italy  
Qualifying - Sector Analysis Report

Lap 51 Time 51.560 52 Time 52.360 53 Time 53.160 54 Time 53.960 55 Time 54.760 56 Time 55.560 57 Time 56.360 58 Time 57.160 59 Time 57.960 60 Time 58.760 61 Time 59.560 62 Time 60.360 63 Time 61.160 64 Time 61.960 65 Time 62.760 66 Time 63.560 67 Time 64.360 68 Time 65.160 69 Time 65.960 70 Time 66.760 71 Time 67.560 72 Time 68.360 73 Time 69.160 74 Time 69.960 75 Time 70.760 76 Time 71.560 77 Time 72.360 78 Time 73.160 79 Time 73.960 80 Time 74.760 81 Time 75.560 82 Time 76.360 83 Time 77.160 84 Time 77.960 85 Time 78.760 86 Time 79.560 87 Time 80.360 88 Time 81.160 89 Time 81.960 90 Time 82.760 91 Time 83.560 92 Time 84.360 93 Time 85.160 94 Time 85.960 95 Time 86.760 96 Time 87.560 97 Time 88.360 98 Time 89.160 99 Time 89.960 100 Time 90.760

111 BOBBIESE		Lotus 2 eleven		2EL				
1	13:46.689	20.644	15.491	14:22.824	11	14.331	1:19.819	
2	49.246	18.853	14.681	1:22.780	12	18.245	1:19.211	
3	47.236	18.428	14.507	1:19.971	13	18.298	1:18.931	
4	46.699	18.496	14.418	1:19.603	14	18.239	1:18.662	
5	46.190	18.173	14.586	1:18.954	15	18.599	1:18.205	
6	46.400	18.251	14.221	1:18.872	16	18.486	1:20.006	
7	46.627	18.271	14.201	1:18.969	17	18.599	1:19.726	
8	45.962	20.497	14.201	1:28.849	18	18.599	1:20.187	
9	3:50.626	18.551	14.573	4:23.649	19	18.546		
10	47.045	18.292	14.495	1:19.832	20			



Weather/Track: Sun/Dry

Printed at 11:39, Friday, 15 October, 2010  
© MST Systems Ltd, 2005 (www.mstworld.com)

Circuit Length - 2.5190 Kilometers  
Franciscata

## Lotus Cup Italy Qualifying - Best Sector Times Report

POS	NO	SECTOR 1		SECTOR 2		SECTOR 3		NAME	IDEAL/BEST LAP COMPARISON			DIFF			
		TIME	LAP NO	TIME	LAP NO	TIME	LAP NO		IDEAL	BEST	LAP				
1	1	44.796	7	6	17.906	4	1	13.873	7	1	CAZZANIGA	1:16.585	1:16.809	8	+ 0.224
2	6	44.997	17	1	17.916	8	111	14.171	14	6	CASTIGLIO	1:17.096	1:17.289	17	+ 0.193
3	75	46.140	9	111	18.178	5	6	14.193	10	111	BOBBIESE	1:18.539	1:18.872	6	+ 0.333
4	7	46.149	20	52	18.292	6	3	14.347	14	52	PUGLIESE	1:19.141	1:19.441	13	+ 0.300
5	111	46.190	5	9	18.365	19	9	14.453	8	9	FORTINA	1:19.142	1:19.222	17	+ 0.080
6	3	46.211	15	7	18.540	14	7	14.506	18	3	DURANTE	1:19.177	1:19.684	4	+ 0.507
7	52	46.278	13	2	18.571	6	52	14.571	13	7	MIGLIO	1:19.195	1:19.254	20	+ 0.059
8	9	46.324	17	3	18.619	10	2	14.615	11	75	FESTA	1:19.393	1:19.814	7	+ 0.421
9	2	46.673	15	75	18.636	3	75	14.617	8	2	PIERALISI	1:19.859	1:20.108	15	+ 0.249
10	8	47.012	12	26	18.755	3	8	14.668	5	8	MERONI	1:20.451	1:20.650	12	+ 0.199
11	26	47.555	6	8	18.771	5	10	14.820	4	26	VUOLO	1:21.134	1:21.529	6	+ 0.395
12	10	48.100	4	10	18.792	4	26	14.824	3	10	UTZIERI	1:21.712	1:21.712	4	+ 0.000
13	32	51.447	15	32	20.381	3	32	16.165	12	32	CURTI	1:27.993	1:28.478	15	+ 0.485

'Perfect Lap' - 1:16.575



Weather/Track: Sun/Dry

Circuit Length - 2.5190 kilometres  
Franciacorta

**Lotus Cup Italy  
RACE 1 - CLASSIFICATION**

POS	NO	CL	DRIVER	CAR	TIME	LAPS	GAP	KPH	BEST
1	1	2EL	Cazzaniga	Lotus 2 eleven	30:06.145	23		115.04	1:16.784
2	6	GTC	Castiglioni	Lotus Exige MK2	30:14.434	23	8.289	114.51	1:18.301
3	9	GTC	Fortina	Lotus Exige MK2	30:43.931	23	37.786	112.68	1:18.970
4	111	2EL	Bobbiese	Lotus 2 eleven	30:45.588	23	39.443	112.58	1:19.324
5	75	GTC	Festa/D'Aste	Lotus Exige MK2	30:52.322	23	46.177	112.17	1:19.840
6	2	2EL	Pieralisi	Lotus 2 eleven	31:06.340	23	1:00.195	111.33	1:20.332
7	26	GTC	Vuolo	Lotus Exige MK2	30:19.866	22	1 LAP	109.19	1:21.468
8	8	GTC	Meroni/Merzario	Lotus Exige MK1	30:38.198	22	1 LAP	108.10	1:21.826
9	10	2EL	Utzeri	Lotus 2 eleven	31:22.596	22	1 LAP	105.55	1:22.476
10	3	GTC	Durante	Lotus Exige MK2	30:58.432	21	2 LAPS	102.04	1:19.956
11	32	EUC	Curti	Lotus Europa SE	31:04.630	21	2 LAPS	101.70	1:26.981
12	52	GTC	Pugliese	Lotus Elise	27:16.798	20	3 LAPS	110.32	1:19.494

**NOT CLASSIFIED**

7	2EL	Miglio/Miglio	Lotus 2 eleven	8:10.248	6	D.N.F.	109.37	1:21.120
---	-----	---------------	----------------	----------	---	--------	--------	----------

**FASTEST LAP**

1	2EL	Cazzaniga	Lotus 2 eleven	1:16.784	12	118.10kph	73.38mph
6	GTC	Castiglioni	Lotus Exige MK2	1:18.301	4	115.81kph	71.96mph
32	EUC	Curti	Lotus Europa SE	1:26.981	18	104.25kph	64.78mph

Weather/Track: Sun/Dry

Franciacorta  
Circuit Length = 2.5190 km.  
Start: 15:17 End: 15:47

Race Director:	Steward:	Timekeeper:
----------------	----------	-------------

Lotus Cup Italy  
RACE 1 - LAP CHART

Lap 1		Lap 2		Lap 3		Lap 4		Lap 5	
No.	Behind	No.	Behind	No.	Behind	No.	Behind	No.	Behind
1	1:19.143	1	1:18.085	1	1:17.154	1	1:17.119	1	1:17.320
111	0:775	6	2:623	6	3:946	6	5:028	6	6:701
6	1:249	111	3:568	111	5:841	111	9:250	111	11:842
75	2:001	75	4:080	75	5:815	75	9:615	75	12:965
52	3:271	52	5:627	52	8:166	52	10:541	52	13:304
7	4:181	7	7:216	7	11:017	7	15:819	7	20:083
9	4:809	9	7:465	9	11:017	9	15:819	9	20:083
2	6:471	2	10:313	2	15:225	2	19:530	2	24:746
10	8:080	10	12:471	10	18:762	10	25:677	10	31:478
26	9:581	26	13:146	26	19:478	26	25:677	26	31:478
8	9:056	8	13:146	8	19:478	8	25:677	8	31:478
32	11:029	32	15:225	32	20:026	32	24:916	32	29:505
3	14:515	3	21:927	3	33:333	3	45:005	3	56:462

Franciaorta  
Circuit Length = 2.5190 km.  
Start: 15:17 End: 15:47  
Printed - 15:50 Friday, 15 October 2010

Lotus Cup Italy  
RACE 1 - LAP CHART

(contd.)

Lap 6		Lap 7		Lap 8		Lap 9		Lap 10	
No.	Behind	No.	Behind	No.	Behind	No.	Behind	No.	Behind
1	1:18.140	1	1:17.736	1	1:18.883	1	1:19.371	1	1:18.948
6	7:112	6	8:063	6	1 LAP 1:31.078	6	6:600	6	6:941
111	13:878	111	15:310	111	17:548	111	7:578	111	21:481
75	15:090	75	17:548	75	19:234	75	19:583	75	22:841
52	15:404	52	17:951	52	18:700	52	20:019	52	23:374
7	2 LAPS	3	2 LAPS	75	19:367	75	20:609	75	23:374
9	23:287	9	25:927	9	26:536	9	26:195	9	27:272
2	24:996	2	27:988	2	29:882	2	31:293	2	33:298
26	33:887	26	38:439	26	41:525	26	44:231	26	47:775
10	37:911	10	44:708	10	50:532	10	56:833	10	63:559
8	38:397	8	45:041	8	50:823	8	56:067	8	63:559
32	1:06:425	32	1:28:103	32	1:24:765	32	1:27:615	32	1:26:025

Franciaorta  
Circuit Length = 2.5190 km.  
Start: 15:17 End: 15:47  
Printed - 15:50 Friday, 15 October 2010

Lotus Cup Italy  
RACE 1 - LAP CHART

(cont'd.)

Lap 11		Lap 12		Lap 13		Lap 14		Lap 15	
No	Behind	No	Behind	No	Behind	No	Behind	No	Behind
1	1:17.402	1	1:16.784	1	1:18.285	1	1:18.243	1	1:17.900
6	8.208 1:18.669	6	10.027 1:18.603	10	1:18.369	8	1:18.638	8	1:17.900
111	24.305 1:20.226	111	27.251 1:19.730	6	1:18.369	6	1:18.638	8	1:17.900
52	25.725 1:20.266	52	29.062 1:20.721	111	1:18.369	10	1:18.638	6	1:17.900
75	27.223 1:21.251	75	30.544 1:20.105	52	1:18.369	111	1:18.638	10	1:17.900
9	29.544 1:19.674	9	31.814 1:19.054	9	1:18.369	9	1:18.638	9	1:17.900
3	2 LAPS 1:20.684	3	2 LAPS 1:20.126	75	1:18.369	52	1:18.638	10	1:17.900
3	2 LAPS 1:20.684	3	2 LAPS 1:20.126	75	1:18.369	52	1:18.638	10	1:17.900
2	36.899 1:21.005	2	40.978 1:20.863	3	1:18.369	2	1:18.638	9	1:17.900
32	1 LAP 1:31.395	32	1 LAP 1:28.146	2	1:18.369	2	1:18.638	9	1:17.900
26	53.546 1:23.173	26	58.596 1:24.774	32	1:18.369	32	1:18.638	26	1:10.667 1:21.468
8	1:11.542 1:23.066	8	1:17.943 1:23.186	26	1:18.369	26	1:18.638	26	1:10.667 1:21.468
10	1:13.425 1:24.315	10	1:17.943 1:23.186	26	1:18.369	26	1:18.638	26	1:10.667 1:21.468

Lotus Cup Italy  
RACE 1 - LAP CHART

(cont'd.)

Lap 16		Lap 17		Lap 18		Lap 19		Lap 20	
No	Behind	No	Behind	No	Behind	No	Behind	No	Behind
1	1:18.071	1	1:18.690	1	1:19.679	1	1:20.339	1	1:20.068
32	2 LAPS 1:28.539	32	2 LAPS 1:27.216	6	1:28.222	26	1:23.259	26	1 LAP 1:23.164
6	13.748 1:18.941	6	13.132 1:18.964	32	2 LAPS 1:28.675	6	11.257 1:18.773	6	10.212 1:18.991
8	1 LAP 1:23.816	8	1 LAP 1:22.082	8	1 LAP 1:22.127	8	1 LAP 1:22.327	8	1 LAP 1:22.178
10	1 LAP 1:25.082	10	1 LAP 1:25.306	111	35.507 1:21.254	32	2 LAPS 1:28.614	32	2 LAPS 1:28.991
111	33.174 1:19.344	111	33.932 1:19.738	9	39.791 1:20.870	111	35.374 1:20.205	111	35.078 1:19.738
9	37.954 1:19.248	9	38.600 1:19.626	10	1 LAP 1:28.184	9	38.844 1:19.391	9	37.908 1:19.100
75	38.890 1:20.039	75	41.391 1:20.481	75	42.734 1:21.022	75	43.154 1:20.758	75	43.735 1:20.617
52	42.800 1:21.376	52	45.426 1:21.605	52	46.532 1:20.786	52	47.855 1:21.661	52	48.774 1:20.893
3	2 LAPS 1:20.497	3	2 LAPS 1:20.978	3	2 LAPS 1:20.917	3	2 LAPS 1:21.769	3	2 LAPS 1:20.893
2	51.627 1:21.150	2	53.147 1:20.500	2	55.386 1:21.918	10	1 LAP 1:28.985	10	1 LAP 1:27.300
26	1:14.970 1:22.374	26	1:18.481 1:23.491	26	1:19.481 1:23.491	2	56.118 1:21.070	52	1:09.663 1:41.864

Lotus Cup Italy  
RACE 1 - LAP CHART

(contd.)

Lap 21		Lap 22		Lap 23		Lap 24		Lap 25	
No	Laptime	No	Laptime	No	Laptime	No	Laptime	No	Laptime
1	1:18.290	1	1:19.163	1	1:20.567				
26	1:22.389	6	10.074	6	8.289				
8	1:18.135	26	1 LAP 1:22.467	26	1 LAP 1:22.044				
8	1:22.563	8	1 LAP 1:22.262	8	1 LAP 1:21.826				
111	36.682	1:20.896	9	38.513	1:19.914	9	37.765	1:19.630	
9	37.782	1:18.164	111	39.602	1:22.183	111	39.443	1:20.318	
32	2 LAPS 1:28.867	75	45.998	1:20.360	75	46.177	1:20.736		
75	44.821	1:20.376	32	2 LAPS 1:27.391	3	2 LAPS 1:20.369			
3	2 LAPS 1:20.484	3	2 LAPS 1:20.703	32	2 LAPS 1:27.020				
2	58.052	1:20.568	2	59.468	1:20.589	2	1:00.195	1:21.284	
10	1 LAP 1:28.085	10	1 LAP 1:25.739	10	1 LAP 1:26.075				

Franciaorta  
Circuit Length = 2.5190 km.  
Start: 15:17 End: 15:47  
Printed: 15:50 Friday, 16 October 2010



Lotus Cup Italy  
Race 1 - Sector Analysis Report

Lap 51 Time S1 Sec 52 Time S2 Sec 53 Time S3 Sec Lap Time PK Lap Time PK

1 CAZZANIGA		Lotus 2 eleven		2 EL	
1	47.034	18.113	15.143	15.913	18.260
2	46.063	18.118	14.164	15.704	14.112
3	46.968	18.217	13.949	15.704	14.323
4	46.036	18.077	13.974	15.350	18.216
5	45.035	18.278	13.974	15.580	14.289
6	45.587	18.388	13.974	15.320	14.251
7	45.583	18.353	14.155	15.360	14.538
8	46.561	18.358	14.119	15.393	14.525
9	46.561	18.358	14.680	15.393	14.525
10	46.013	18.358	14.582	15.393	14.525
11	45.313	18.099	14.048	15.393	14.343
12	44.231	18.073	13.920	15.393	14.113
			13.754	15.393	14.827

2 PIERALISI		Lotus 2 eleven		2 EL	
1	50.318	20.151	15.745	17.288	18.905
2	47.638	19.415	14.874	16.702	18.818
3	47.877	19.328	14.861	16.687	18.818
4	46.905	19.440	15.079	16.684	19.231
5	46.676	19.146	14.714	16.621	18.877
6	46.968	18.778	14.646	16.542	19.090
7	47.369	18.775	14.559	16.154	19.043
8	47.151	18.775	14.648	16.904	18.871
9	46.558	19.198	14.928	16.682	19.102
10	46.552	19.114	14.681	16.681	18.639
11	47.235	19.001	14.769	16.957	18.639
12	46.995	19.081	14.787	17.188	19.113

3 DURANTE		Lotus Exige MK2		GTC	
1	49.867	28.670	15.121	13.658	120.048
2	47.715	16.191	16.191	13.915	14.627
3	31.403	18.114	14.891	15.983	14.501
4	47.476	19.407	14.889	15.112	120.497
5	47.476	19.111	14.801	14.863	120.978
6	46.978	18.853	14.947	14.727	120.917
7	46.924	19.000	16.258	14.895	121.789
8	47.012	18.910	16.258	14.737	120.993
9	47.040	18.933	14.711	15.102	120.464
10	48.284	18.877	14.485	15.972	14.918
11	48.699	18.784	14.503	16.782	14.716



Circuit Length - 2.5190 Kilometres  
Franciacosta

Weather/Track: Sun/Dry

Printed at 15:51, Friday, 15 October, 2010  
© MSI Systems Ltd, 2005 (www.msisystems.com)

Lotus Cup Italy  
Race 1 - Sector Analysis Report

Lap 51 Time S1 Sec 52 Time S2 Sec 53 Time S3 Sec Lap Time PK Lap Time PK

6 CASTIGLIONI		Lotus Exige MK2		GTC	
1	47.555	18.463	14.574	13.382	14.478
2	46.398	18.248	14.712	13.159	14.369
3	45.713	18.288	14.375	13.177	14.374
4	45.374	18.288	14.408	13.307	14.384
5	45.301	18.586	14.506	13.683	14.524
6	45.728	18.372	14.441	13.551	14.643
7	45.720	18.335	14.452	13.707	14.391
8	45.856	18.281	14.339	13.476	14.488
9	45.900	18.153	14.342	13.395	14.531
10	45.994	18.270	14.423	13.687	14.480
11	45.952	18.232	14.485	13.689	14.531
12	45.678	18.429	14.496	13.603	14.613

7 MIGLIO		Lotus 2 eleven		2 EL	
1	49.972	19.542	14.810	13.323	15.108
2	47.268	19.518	14.816	13.120	13.120
3	47.284	19.711	14.749	12.175	14.712
4	47.562	19.710	14.749	12.121	12.184

8 MERONI		Lotus Exige MK1		GTC	
1	52.186	20.534	15.439	13.748	15.028
2	48.737	19.333	14.967	12.837	15.301
3	48.027	19.579	15.169	12.775	15.118
4	48.981	19.843	14.959	12.823	15.029
5	48.628	19.768	14.959	12.328	15.081
6	48.239	20.001	15.137	12.377	15.251
7	48.574	19.874	14.942	12.430	15.217
8	50.127	19.647	14.891	12.476	15.242
9	52.479	19.693	15.443	12.476	15.242
10	50.172	19.677	15.288	12.517	15.035
11	48.248	19.506	15.332	12.306	14.947
12	47.760	19.681	15.564	12.315	14.947



Circuit Length - 2.5190 Kilometres  
Franciacosta

Weather/Track: Sun/Dry

Printed at 15:51, Friday, 15 October, 2010  
© MSI Systems Ltd, 2005 (www.msisystems.com)

### Lotus Cup Italy Race 1 - Sector Analysis Report

Lap 51 Time S1 Speed S2 Time S2 Speed S3 Time S3 Speed Lap Time PK Lap Time PK  
 51 Time S1 Speed S2 Time S2 Speed S3 Time S3 Speed Lap Time PK Lap Time PK

9 FORTINA		Lotus Exige MK2		Lotus Europa SE		EUC	
1	46:560	16:722	14:925	20:711	15:985	13:0172	51:283
2	47:085	16:801	14:892	20:692	16:868	1:28:863	20:743
3	47:208	16:876	15:217	20:662	16:330	1:28:560	21:136
4	47:331	16:951	15:217	20:632	16:330	1:28:777	20:346
5	47:454	17:026	14:584	20:599	16:241	1:28:777	20:452
6	48:020	18:070	14:584	20:565	16:345	1:28:183	20:563
7	48:226	19:009	14:487	20:571	17:178	1:31:078	20:565
8	48:577	18:530	14:485	22:091	17:178	1:30:160	20:571
9	49:080	18:488	14:401	21:282	17:181	1:30:232	20:571
10	49:385	18:531	14:445	20:705	16:831	1:31:395	20:571
11	49:585	18:544	14:445	20:691	16:144	1:28:148	20:702
12	49:206	18:418	14:430	20:691	16:144	1:28:148	20:702

10 UTZIERI		Lotus 2 eleven		Lotus Elise		GTC	
1	51:780	20:180	15:463	18:748	14:726	1:22:414	47:222
2	48:381	19:049	15:049	18:501	15:114	1:20:441	46:411
3	48:584	19:475	15:286	18:472	14:803	1:18:893	46:999
4	49:355	19:480	15:198	18:516	14:879	1:19:491	46:271
5	49:743	19:328	15:052	18:582	14:879	1:20:083	47:385
6	49:824	19:608	15:043	18:538	14:617	1:20:240	47:178
7	49:641	19:510	15:380	18:472	14:570	1:19:860	47:138
8	50:078	19:594	15:139	18:528	14:737	1:20:135	47:309
9	51:398	20:600	15:674	18:748	15:213	1:20:690	56:609
10	49:396	20:611	15:567	18:748	15:213	1:21:168	56:609
11	49:396	20:611	15:567	18:595	14:937	1:20:285	56:609
12	50:721	20:018	15:406	18:595	14:937	1:20:285	56:609

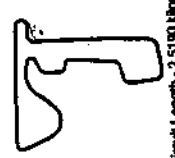
25 VUOLO		Lotus Exige MK2		Lotus Exige MK2		GTC	
1	51:345	20:727	15:857	18:849	14:435	1:21:144	48:570
2	48:355	20:267	15:030	18:849	14:502	1:20:164	46:744
3	48:081	20:065	15:659	18:728	14:502	1:19:765	46:744
4	48:000	19:120	15:087	18:778	14:488	1:19:359	46:744
5	47:818	19:144	15:087	18:778	14:488	1:19:359	46:744
6	47:957	19:144	15:180	18:778	14:521	1:20:590	46:744
7	47:539	19:385	15:208	18:951	14:521	1:20:590	46:744
8	48:056	19:385	15:011	18:951	15:023	1:20:590	46:744
9	47:841	19:317	15:219	18:951	15:023	1:20:590	46:744
10	47:526	19:847	15:120	18:974	14:567	1:21:111	46:744
11	48:206	19:847	15:120	19:073	14:700	1:21:251	46:698
12	47:881	19:115	14:978	18:825	15:585	1:20:105	46:698

Lap 51 Time S1 Speed S2 Time S2 Speed S3 Time S3 Speed Lap Time PK Lap Time PK  
 51 Time S1 Speed S2 Time S2 Speed S3 Time S3 Speed Lap Time PK Lap Time PK

9 FORTINA		Lotus Exige MK2		Lotus Europa SE		EUC	
1	46:560	16:722	14:925	20:711	15:985	13:0172	51:283
2	47:085	16:801	14:892	20:692	16:868	1:28:863	20:743
3	47:208	16:876	15:217	20:662	16:330	1:28:560	21:136
4	47:331	16:951	15:217	20:632	16:330	1:28:777	20:346
5	47:454	17:026	14:584	20:599	16:241	1:28:777	20:452
6	48:020	18:070	14:584	20:565	16:345	1:28:183	20:563
7	48:226	19:009	14:487	20:571	17:178	1:31:078	20:565
8	48:577	18:530	14:485	22:091	17:178	1:30:160	20:571
9	49:080	18:488	14:401	21:282	17:181	1:30:232	20:571
10	49:385	18:531	14:445	20:705	16:831	1:31:395	20:571
11	49:585	18:544	14:445	20:691	16:144	1:28:148	20:702
12	49:206	18:418	14:430	20:691	16:144	1:28:148	20:702

10 UTZIERI		Lotus 2 eleven		Lotus Elise		GTC	
1	51:780	20:180	15:463	18:748	14:726	1:22:414	47:222
2	48:381	19:049	15:049	18:501	15:114	1:20:441	46:411
3	48:584	19:475	15:286	18:472	14:803	1:18:893	46:999
4	49:355	19:480	15:198	18:516	14:879	1:19:491	46:271
5	49:743	19:328	15:052	18:582	14:879	1:20:083	47:385
6	49:824	19:608	15:043	18:538	14:617	1:20:240	47:178
7	49:641	19:510	15:380	18:472	14:570	1:19:860	47:138
8	50:078	19:594	15:139	18:528	14:737	1:20:135	47:309
9	51:398	20:600	15:674	18:748	15:213	1:20:690	56:609
10	49:396	20:611	15:567	18:748	15:213	1:21:168	56:609
11	49:396	20:611	15:567	18:595	14:937	1:20:285	56:609
12	50:721	20:018	15:406	18:595	14:937	1:20:285	56:609

25 VUOLO		Lotus Exige MK2		Lotus Exige MK2		GTC	
1	51:345	20:727	15:857	18:849	14:435	1:21:144	48:570
2	48:355	20:267	15:030	18:849	14:502	1:20:164	46:744
3	48:081	20:065	15:659	18:728	14:502	1:19:765	46:744
4	48:000	19:120	15:087	18:778	14:488	1:19:359	46:744
5	47:818	19:144	15:087	18:778	14:488	1:19:359	46:744
6	47:957	19:144	15:180	18:778	14:521	1:20:590	46:744
7	47:539	19:385	15:208	18:951	14:521	1:20:590	46:744
8	48:056	19:385	15:011	18:951	15:023	1:20:590	46:744
9	47:841	19:317	15:219	18:951	15:023	1:20:590	46:744
10	47:526	19:847	15:120	18:974	14:567	1:21:111	46:744
11	48:206	19:847	15:120	19:073	14:700	1:21:251	46:698
12	47:881	19:115	14:978	18:825	15:585	1:20:105	46:698



Circuit Length - 2.5190 Kilometres  
Franciacorta



Weather/Track: Sun/Dry

Printed at 15:51, Friday, 15 October, 2010  
© AGS Systems Ltd, 2005 (www.racecar.com)



Circuit Length - 2.5190 Kilometres  
Franciacorta



Weather/Track: Sun/Dry

Printed at 15:51, Friday, 15 October, 2010  
© AGS Systems Ltd, 2005 (www.racecar.com)

# Lotus Cup Italy Race 1 - Sector Analysis Report

Lap	S1 Time S1 Sec	S2 Time S2 Sec	S3 Time S3 Sec	S4 Time S4 Sec	S5 Time S5 Sec	Lap Time PT	Lap Time PT	Lap Time PT	Lap Time PT
111	<b>BOBBESE</b>								
1	46.218	18.772	14.928	1:19.918	18.534	14.421	1:19.924	<b>2EL</b>	
2	47.659	18.592	14.647	1:20.898	18.742	14.870	1:19.914		
3	46.508	18.403	14.496	1:19.407	18.207	14.820	1:19.844		
4	46.938	18.036	14.554	1:20.528	18.215	14.815	1:19.844		
5	46.849	18.505	14.558	1:19.972	18.215	14.650	1:19.739		
6	47.058	18.618	14.500	1:20.176	18.183	14.878	1:21.254		
7	46.719	18.742	14.707	1:20.168	18.619	14.717	1:20.205		
8	47.335	18.768	14.864	1:20.907	18.470	14.594	1:19.758		
9	47.484	18.707	14.499	1:20.760	18.847	14.774	1:20.886		
10	47.186	18.625	14.453	1:20.358	18.625	14.963	1:22.183		
11	47.087	18.469	14.670	1:20.228	18.506	14.866	1:20.318		
12	48.980	18.738	14.432	1:19.330	18.536	14.886	1:20.318		
<b>Lotus 2 eleven</b>									
13	46.370	18.370	14.820	1:19.518	18.534	14.421	1:19.924		
14	46.401	18.401	14.820	1:19.518	18.742	14.870	1:19.914		
15	46.812	18.812	14.820	1:19.518	18.207	14.820	1:19.844		
16	46.333	18.333	14.554	1:20.528	18.215	14.815	1:19.844		
17	47.113	18.619	14.500	1:20.176	18.183	14.878	1:21.254		
18	46.859	18.470	14.594	1:20.168	18.619	14.717	1:20.205		
19	46.859	18.470	14.594	1:20.168	18.470	14.594	1:19.758		
20	47.274	18.674	14.774	1:20.907	18.847	14.774	1:20.886		
21	48.614	18.614	14.500	1:20.358	18.506	14.866	1:20.318		
22	46.916	18.469	14.670	1:20.228	18.536	14.886	1:20.318		



Circuit Length - 2.5190 kilometres  
Franciacorta



Weather/Track: Sun/Dry

Printed at 15:51, Friday, 15 October, 2010  
© NET Systems Ltd, 2005 (www.networld.com)

## Lotus Cup Italy Race 1 - Best Sector Times Report

POS	NO	SECTOR 1		SECTOR 2		SECTOR 3		IDEAL/BEST LAP COMPARISON					
		TIME	LAP	TIME	LAP	TIME	LAP	NO	NAME	IDEAL	BEST	LAP	DIFF
1	1	44.791	12	18.027	4	13.920	12	1	CAZZANIGA	1:16.738	1:16.784	12	+ 0.046
2	6	45.372	4	18.153	9	14.312	15	6	CASTIGLIO	1:17.837	1:18.301	4	+ 0.464
3	9	46.044	13	18.403	3	14.346	15	9	FORTINA	1:18.808	1:18.970	9	+ 0.162
4	111	46.204	16	18.418	12	14.409	3	111	BOBBIESE	1:19.031	1:19.324	13	+ 0.293
5	52	46.347	4	18.470	8	14.424	13	52	PUGLIESE	1:19.286	1:19.494	4	+ 0.208
6	75	46.430	16	18.710	4	14.469	5	75	FESTA	1:19.615	1:19.840	4	+ 0.225
7	2	46.554	10	18.728	12	14.485	8	3	DURANTE	1:19.882	1:19.956	11	+ 0.074
8	3	46.669	11	18.775	7	14.595	7	2	PIERALISI	1:19.924	1:20.332	14	+ 0.408
9	7	47.169	5	18.776	15	14.699	15	7	MIGLIO	1:20.591	1:21.120	2	+ 0.529
10	26	47.271	13	19.002	8	14.712	6	26	VUOLO	1:20.972	1:21.468	15	+ 0.496
11	8	47.666	22	19.049	2	14.862	5	8	MERONI	1:21.741	1:21.826	22	+ 0.085
12	10	48.387	2	19.213	22	15.040	2	10	UTZIERI	1:22.476	1:22.476	2	+ 0.000
13	32	50.357	21	20.215	19	15.665	18	32	CURTI	1:26.237	1:26.981	18	+ 0.744

'Perfect Lap' - 1:16.738



Weather/Track: Sun/Dry



Circuit Length - 2.5190 kilometres  
Franciacorta

Doc 5.11

# Lotus Cup Italy RACE 2 - CLASSIFICATION

POS	NO	CL	DRIVER	CAR	TIME	LAPS	GAP	KPH	BEST
1	1	2EL	Cazzaniga	Lotus 2 eleven	25:19.988	19		112.83	1:18.263
2	6	GTC	Castiglioni	Lotus Exige MK2	25:27.421	19	7.433	112.28	1:18.292
3	9	GTC	Fortina	Lotus Exige MK2	25:34.059	19	14.071	111.80	1:19.594
4	52	GTC	Pugliese	Lotus Elise	25:54.536	19	34.548	110.33	1:20.856
5	111	2EL	Bobbiese	Lotus 2 eleven	25:55.596	19	35.608	110.25	1:20.382
6	3	GTC	Durante	Lotus Exige MK2	25:56.410	19	36.422	110.19	1:20.020
7	2	2EL	Pieralisi	Lotus 2 eleven	25:56.919	19	36.931	110.16	1:19.218
8	26	GTC	Vuolo	Lotus Exige MK2	26:26.473	19	1:06.485	108.10	1:21.519
9	8	GTC	Meroni/Merzario	Lotus Exige MK1	25:33.481	18	1 LAP	105.93	1:21.316
10	75	GTC	Festa/D'Aste	Lotus Exige MK2	25:40.682	18	1 LAP	105.43	1:23.634
11	32	EUC	Curti	Lotus Europa SE	26:48.806	18	1 LAP	100.97	1:26.710
12	10	2EL	Utzieri	Lotus 2 eleven	25:40.217	17	2 LAPS	99.58	1:22.114

### NOT CLASSIFIED

7	2EL	Miglio/Miglio	Lotus 2 eleven	4:03.985	2	D.N.F.	71.10	1:31.436
---	-----	---------------	----------------	----------	---	--------	-------	----------


### FASTEST LAP

1	2EL	Cazzaniga	Lotus 2 eleven	1:18.263	14	115.87kph	71.99mph
6	GTC	Castiglioni	Lotus Exige MK2	1:18.292	8	115.82kph	71.97mph
32	EUC	Curti	Lotus Europa SE	1:26.710	2	104.58kph	64.98mph

ESPOSTA ORE 12.54

Weather/Track: Cloud/Dry

Franciacorta  
Circuit Length = 2.5190 km.  
Start: 12:16 End: 12:42

Race Director: 	Steward:	Timekeeper: 
--	----------	---

www.mstworld.com

Printed - 12:45 Saturday, 16 October 2010



Lotus Cup Italy  
RACE 2 - LAP CHART

(contd.)

Lap 16		Lap 17		Lap 18		Lap 19		Lap 20	
No	Behind	No	Behind	No	Behind	No	Behind	No	Behind
1	1:20.072	1	1:20.136	1	1:20.382	1	1:20.782		
75	1 LAP 1:24.873	6	10.052 1:19.553	8	1 LAP 1:33.037	1	7.433 1:19.220		
10	2 LAPS 1:24.704	75	1 LAP 1:25.673	8	8.965 1:19.325	8	1 LAP 1:27.282		
6	10.635 1:18.576	10	2 LAPS 1:23.244	9	15.007 1:20.448	9	14.071 1:19.846		
9	15.478 1:18.584	9	14.940 1:19.586	75	1 LAP 1:25.339	10	2 LAPS 1:24.207		
52	32.540 1:20.856	52	33.351 1:20.947	10	2 LAPS 1:25.125	75	1 LAP 1:25.225		
111	34.291 1:20.605	111	35.123 1:20.968	52	34.307 1:21.338	52	34.548 1:21.023		
3	36.487 1:20.278	3	36.371 1:20.020	111	35.658 1:20.917	111	35.608 1:20.732		
2	37.952 1:19.218	2	37.743 1:19.917	3	36.348 1:20.359	3	36.422 1:20.856		
26	59.659 1:23.096	26	1:02.347 1:22.824	2	36.950 1:19.589	2	36.931 1:20.753		
32	1 LAP 1:28.916	32	1 LAP 1:28.609	26	1:05.176 1:23.211	26	1:06.485 1:22.091		
8	1:14.474 1:24.988			32	1 LAP 1:29.346	32	1 LAP 1:29.360		

Lotus Cup Italy  
RACE 2 - LAP CHART

(contd.)

Lap 11		Lap 12		Lap 13		Lap 14		Lap 15	
No	Behind	No	Behind	No	Behind	No	Behind	No	Behind
1	1:19.143	1	1:18.835	1	1:18.803	1	1:18.263	1	1:19.021
6	8.189 1:18.710	6	8.466 1:19.112	6	8.592 1:18.919	6	9.753 1:19.434	75	1 LAP 1:25.677
9	10.945 1:19.724	9	11.976 1:19.866	9	13.214 1:20.041	9	15.058 1:20.107	10	2 LAPS 1:30.182
32	1 LAP 1:29.393	32	1 LAP 1:27.962	32	27.013 1:21.575	52	29.880 1:21.130	6	11.131 1:20.399
52	21.753 1:21.477	52	24.241 1:21.323	111	29.672 1:20.571	111	31.972 1:20.563	9	15.956 1:19.919
111	26.265 1:20.691	111	27.904 1:20.474	3	32.642 1:20.513	3	34.850 1:20.481	52	31.756 1:20.807
3	29.300 1:20.361	3	31.132 1:20.667	3	32.642 1:20.513	3	34.850 1:20.481	111	33.758 1:20.807
2	30.531 1:20.767	2	32.469 1:20.773	32	1 LAP 1:30.506	2	37.234 1:20.679	111	36.283 1:20.444
8	33.546 1:21.316	8	36.429 1:21.718	2	34.818 1:21.152	32	1 LAP 1:28.853	2	36.016 1:20.603
26	34.103 1:22.316	26	36.787 1:21.519	26	40.530 1:22.546	26	52.149 1:29.862	32	1 LAP 1:28.774
10	1 LAP 1:24.392	10	1 LAP 1:24.192	8	40.893 1:23.267	8	1:02.863 1:40.233	26	56.635 1:23.507
75	1:00.063 1:23.634	75	1:06.689 1:25.441	75	1:12.363 1:24.477			8	1:09.557 1:25.715

Franciacorta  
Circuit Length = 2.5190 km.  
Start: 12:16 End: 12:42  
Printed: 12:45 Saturday, 16 October 2010

WeatherTrack: Cloud/Dry  
www.mstworld.com

Franciacorta  
Circuit Length = 2.5190 km.  
Start: 12:16 End: 12:42  
Printed: 12:45 Saturday, 16 October 2010

WeatherTrack: Cloud/Dry  
www.mstworld.com

# Lotus Cup Italy Race 2 - Sector Analysis Report

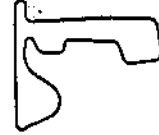
Lap 51 Time S1 S2 S3 S4 S5 S6 S7 S8 S9 S10 S11 S12 S13 S14 S15 S16 S17 S18 S19 S20 S21 S22 S23 S24 S25 S26 S27 S28 S29 S30 S31 S32 S33 S34 S35 S36 S37 S38 S39 S40 S41 S42 S43 S44 S45 S46 S47 S48 S49 S50 S51 S52 S53 S54 S55 S56 S57 S58 S59 S60 S61 S62 S63 S64 S65 S66 S67 S68 S69 S70 S71 S72 S73 S74 S75 S76 S77 S78 S79 S80 S81 S82 S83 S84 S85 S86 S87 S88 S89 S90 S91 S92 S93 S94 S95 S96 S97 S98 S99 S100

6 CASTIGLIONI		Lotus Exige MK2		GTC	
1	52.982	18.030	14.774	18.250	14.550
2	46.530	19.739	14.757	18.240	14.707
3	51.218	19.152	15.454	18.259	14.585
4	50.064	18.566	14.617	18.343	14.725
5	48.025	18.652	14.706	18.569	14.677
6	46.973	18.520	14.655	18.604	14.754
7	45.653	18.414	14.655	18.328	14.843
8	45.653	18.414	14.655	18.442	14.877
9	48.328	18.332	14.469	18.323	14.522
10	46.175	18.405	14.502	18.374	14.544

7 MIGLIO		Lotus 2 eleven		2EL	
1	54.974	20.051	15.454	18.732	14.436
2	129.029	34.252	29.258	232.549	PH

8 MERONI		Lotus Exige MK1		GTC	
1	55.339	19.931	14.931	18.733	14.743
2	48.251	18.709	14.734	18.723	14.840
3	51.330	19.122	14.857	18.978	14.827
4	49.820	19.122	15.001	18.978	14.827
5	50.005	19.088	14.848	19.221	14.023
6	48.244	18.813	15.009	19.256	15.743
7	47.960	18.943	15.033	18.262	16.227
8	48.489	18.767	14.679	18.417	15.655
9	47.630	19.276	15.807	18.507	15.655
10	48.122	18.980	15.434	18.507	15.655

9 FORTINA		Lotus Exige MK2		GTC	
1	50.846	18.974	15.162	18.767	14.532
2	47.870	18.916	15.104	18.623	14.485
3	50.372	18.916	14.585	18.744	14.811
4	47.537	18.752	14.510	18.642	14.481
5	47.368	18.740	14.588	18.831	14.531
6	47.210	18.760	14.733	18.559	14.445
7	47.130	18.754	14.508	18.559	14.501
8	47.062	18.754	14.481	18.559	14.449
9	47.253	18.868	14.271	18.679	14.402
10	46.998	18.982	14.271	18.679	14.402



Circuit Length - 2.5190 kilometres  
Franciacorta



Weather/Track: Cloud/Dry

Printed at 12:46, Saturday, 16 October, 2010  
© MST Systems Ltd, 2005 (www.mstword.com)

# Lotus Cup Italy Race 2 - Sector Analysis Report

Lap 51 Time S1 S2 S3 S4 S5 S6 S7 S8 S9 S10 S11 S12 S13 S14 S15 S16 S17 S18 S19 S20 S21 S22 S23 S24 S25 S26 S27 S28 S29 S30 S31 S32 S33 S34 S35 S36 S37 S38 S39 S40 S41 S42 S43 S44 S45 S46 S47 S48 S49 S50 S51 S52 S53 S54 S55 S56 S57 S58 S59 S60 S61 S62 S63 S64 S65 S66 S67 S68 S69 S70 S71 S72 S73 S74 S75 S76 S77 S78 S79 S80 S81 S82 S83 S84 S85 S86 S87 S88 S89 S90 S91 S92 S93 S94 S95 S96 S97 S98 S99 S100

1 CAZZANIGA		Lotus 2 eleven		2EL	
1	48.373	18.323	14.143	14.418	14.143
2	47.714	18.264	14.335	18.533	14.835
3	49.625	18.426	15.211	18.520	14.340
4	50.112	19.560	14.481	18.936	14.504
5	47.207	18.747	14.371	18.462	14.651
6	48.857	18.530	14.279	18.745	14.691
7	48.246	18.605	14.474	18.674	14.667
8	46.307	18.684	14.252	18.596	14.250
9	48.017	18.346	14.332	18.596	14.250
10	48.088	18.274	14.372	18.745	14.817

2 PIERALISI		Lotus 2 eleven		2EL	
1	49.095	18.935	14.976	18.909	14.600
2	47.525	18.834	14.869	18.859	14.434
3	51.662	20.938	15.995	19.309	14.575
4	50.768	20.188	15.033	18.860	14.641
5	50.160	19.790	14.982	18.950	14.648
6	48.361	19.129	14.720	18.569	14.405
7	47.859	19.275	14.788	18.617	14.250
8	47.854	19.066	14.788	18.817	14.250
9	47.460	19.252	14.760	19.193	14.250
10	48.679	19.098	14.569	19.193	14.250

3 DURANTE		Lotus Exige MK2		GTC	
1	51.245	19.428	15.154	18.599	14.551
2	49.876	19.027	15.052	18.827	14.528
3	50.335	19.583	15.188	18.757	14.793
4	49.582	19.687	15.675	18.589	14.501
5	48.950	19.041	15.158	18.734	14.697
6	47.446	18.924	14.887	18.828	14.335
7	47.416	19.383	14.861	18.850	14.528
8	47.278	18.952	14.661	18.996	14.528
9	48.038	18.955	14.421	18.996	14.678
10					



Circuit Length - 2.5190 kilometres  
Franciacorta



Weather/Track: Cloud/Dry

Printed at 12:46, Saturday, 16 October, 2010  
© MST Systems Ltd, 2005 (www.mstword.com)



### Lotus Cup Italy Race 2 - Sector Analysis Report

Lap 51 Time S1 S2 S3 Time S1 S2 S3 Time S1 S2 S3 Time S1 S2 S3 Time S1 S2 S3 Time S1 S2 S3 Time S1 S2 S3

75 FESTA			Lotus Exige MK2			GTC		
1	55.995	20.365	18.081	1:20.051	19.714	15.132	1:23.624	
2	50.074	19.652	15.235	1:25.921	20.139	15.400	1:25.441	
3	50.074	20.401	15.146	1:25.967	20.025	15.198	1:24.477	
4	51.514	20.379	15.204	1:27.927	20.600	15.802	1:25.677	
5	51.613	20.311	15.396	1:27.823	19.906	15.362	1:24.873	
6	50.987	20.236	15.238	1:28.988	20.241	15.649	1:25.673	
7	50.150	20.249	15.238	1:28.988	20.394	15.892	1:25.539	
8	49.988	19.978	15.157	1:24.670	19.575	15.166	1:25.285	
9	49.456	19.594	15.127	1:24.966				
10	49.958	19.594	15.354					

111 BOBBEISE			Lotus 2 eleven			2EL		
1	52.834	18.930	15.123	1:27.887	18.675	14.563	1:26.691	
2	47.969	18.008	14.810	1:21.217	18.450	14.523	1:20.474	
3	48.929	19.516	15.373	1:24.818	18.692	14.634	1:20.571	
4	49.484	20.184	15.179	1:24.847	18.552	14.568	1:20.593	
5	49.689	19.137	14.884	1:23.410	18.587	14.670	1:20.807	
6	48.502	19.319	14.901	1:22.722	18.691	14.696	1:20.605	
7	47.956	18.669	14.788	1:20.913	18.573	14.867	1:20.968	
8	47.798	18.729	14.704	1:21.231	18.888	14.668	1:20.917	
9	48.204	19.000	14.637	1:21.841	18.897	14.679	1:20.732	
10	47.178	18.697	14.607	1:20.382				

### Lotus Cup Italy Race 2 - Sector Analysis Report

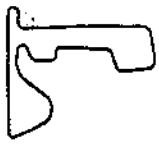
Lap 51 Time S1 S2 S3 Time S1 S2 S3 Time S1 S2 S3 Time S1 S2 S3 Time S1 S2 S3 Time S1 S2 S3

10 UTZIERI			Lotus 2 eleven			2EL		
1	53.565	19.578	15.350	1:24.473	19.434	15.378	1:24.392	
2	48.007	18.901	15.205	1:22.114	19.445	15.662	1:24.192	
3	54.824	23.134	19.104	1:37.117	20.150	16.310	1:26.598	
4	50.679	20.406	15.517	1:28.785	20.375	17.741	1:30.182	
5	51.128	19.753	15.517	1:28.398	19.493	15.403	1:24.704	
6	49.710	19.723	15.656	1:28.059	19.913	15.137	1:25.244	
7	50.824	20.214	15.522	1:26.570	19.684	15.362	1:25.126	
8	49.828	19.459	15.383	1:24.670	19.513	15.278	1:24.207	
9	49.456	19.455	15.480	1:24.391				

26 VUOLIO			Lotus Exige MK2			GTC		
1	50.327	18.982	15.211	1:24.520	19.783	14.705	1:22.316	
2	47.587	18.833	15.276	1:22.696	17.716	14.776	1:22.310	
3	50.104	19.850	15.782	1:26.376	18.915	15.007	1:22.546	
4	51.064	19.868	15.444	1:26.376	18.876	15.488	1:22.862	
5	49.487	19.851	15.141	1:24.479	19.182	15.248	1:23.507	
6	48.226	19.241	14.769	1:22.236	18.817	15.577	1:23.096	
7	48.150	19.103	15.370	1:22.623	19.046	15.185	1:22.824	
8	47.336	19.425	15.155	1:21.916	19.687	15.434	1:23.211	
9	47.451	19.728	14.980	1:22.169	19.821	15.062	1:22.091	
10	48.368	19.125	15.257	1:22.730				

32 CURTI			Lotus Europa SE			EUC		
1	55.923	20.838	15.959	1:32.740	20.450	16.257	1:27.982	
2	50.679	20.219	15.812	1:26.710	21.087	16.413	1:30.506	
3	52.109	21.586	16.704	1:30.399	20.374	16.688	1:28.853	
4	53.051	21.026	16.319	1:30.395	20.593	16.308	1:28.774	
5	52.248	20.783	16.590	1:28.021	20.604	16.108	1:28.916	
6	52.275	20.909	16.631	1:29.015	20.799	16.423	1:28.609	
7	51.981	20.588	16.555	1:28.124	20.669	16.692	1:29.346	
8	52.221	20.612	16.575	1:28.463	21.239	16.458	1:29.360	
9	51.587	20.774	16.493	1:28.654				
10	52.336	20.859	16.196	1:29.393				

52 PUGLIESE			Lotus Elise			GTC		
1	51.169	18.921	15.084	1:25.114	18.989	14.891	1:21.477	
2	47.790	18.679	15.143	1:21.065	18.841	15.134	1:21.323	
3	50.719	19.207	15.141	1:25.267	18.951	15.038	1:21.575	
4	48.668	18.945	15.027	1:22.840	18.819	14.850	1:21.130	
5	48.753	18.661	14.781	1:22.195	18.731	14.898	1:20.857	
6	47.588	18.780	14.980	1:22.135	18.792	15.033	1:20.855	
7	47.588	18.627	15.108	1:21.323	18.762	14.766	1:20.947	
8	47.620	18.857	14.783	1:21.250	18.834	14.966	1:21.338	
9	47.400	18.766	15.055	1:21.221	18.762	15.084	1:21.023	
10	47.889	18.857	14.932	1:21.548				



Circuit Length - 2.5160 kilometres  
Franciacorta



Weather/Track: Cloud/Dry

Printed at 12:46, Saturday, 16 October, 2010  
© MST Systems Ltd. 2005 (www.mstworld.com)



Circuit Length - 2.5190 kilometres  
Franciacorta



Weather/Track: Cloud/Dry

Printed at 12:46, Saturday, 16 October, 2010  
© MST Systems Ltd. 2005 (www.mstworld.com)

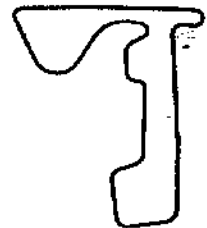
## Lotus Cup Italy Race 2 - Best Sector Times Report

POS	NO	SECTOR 1		SECTOR 2		SECTOR 3		IDEAL/BEST LAP COMPARISON						
		TIME	LAP	TIME	LAP	TIME	LAP	IDEAL	BEST	LAP	DIFF			
1	1	45.503	14	6	18.132	9	1	14.143	1	1 CAZZANIGA	1:17.910	1:18.263	14	+ 0.353
2	6	45.662	8	1	18.264	2	2	14.250	18	6 CASTIGLIO	1:18.251	1:18.292	8	+ 0.041
3	2	46.225	16	111	18.408	2	9	14.272	10	2 PIERALISI	1:19.063	1:19.218	16	+ 0.155
4	9	46.425	11	9	18.555	17	3	14.292	17	9 FORTINA	1:19.252	1:19.594	16	+ 0.342
5	3	46.753	13	2	18.588	16	6	14.457	7	3 DURANTE	1:19.733	1:20.020	17	+ 0.287
6	52	47.031	16	52	18.602	2	111	14.507	10	111 BOBBIESE	1:20.071	1:20.382	10	+ 0.311
7	111	47.156	19	3	18.688	14	52	14.674	2	52 PUGLIESE	1:20.307	1:20.856	16	+ 0.549
8	26	47.208	19	8	18.709	2	8	14.679	8	26 VUOLO	1:20.730	1:21.519	12	+ 0.789
9	8	47.630	9	26	18.817	16	26	14.705	11	8 MERONI	1:21.018	1:21.316	11	+ 0.298
10	10	48.007	2	10	18.901	2	75	15.097	8	10 UTZIERI	1:22.045	1:22.114	2	+ 0.069
11	75	48.788	11	75	19.546	9	10	15.137	15	75 FESTA	1:23.431	1:23.634	11	+ 0.203
12	32	50.679	2	32	20.219	2	7	15.495	1	32 CURTI	1:26.710	1:26.710	2	+ 0.000
13	7	54.974	1	7	20.967	1	32	15.812	2	7 MIGLIO	1:31.436	1:31.436	1	+ 0.000

'Perfect Lap' - 1:17.778



Weather/Track: Cloud/Dry



Circuit Length - 2.5190 kilometres  
Franciacorta