

# Trofeo Turismo

## GRID FOR RACE

OW  
 20  
 OW  
 19  
 OW  
 18  
 OW  
 17  
 OW  
 16  
 OW  
 15  
 OW  
 14  
 OW  
 13  
 OW  
 12  
 OW  
 11  
 OW  
 10  
 OW  
 9  
 OW  
 8  
 OW  
 7  
 OW  
 6  
 OW  
 5  
 OW  
 4  
 OW  
 3  
 OW  
 2  
 OW  
 1

14	PARADISI	8	FASOLINO
36	MULAS	37	PERUZZINI
52	MONTESI	12	BAFFA
43	SENZACQUA	4	CREA
47	TANTUCCI	18	LUCIANI
6	AMODEO	44	GAUDANZI
53	SERI	7	ROGARI
10	BISCOTTI	26	NARCISI
30	RAMACCI	9	ALUNNO
49	CANTU	46	GALLI
3	LILLI	25	SCOCCO
24	CAPRIONI	29	DONI
1	PERIOLI	50	PEGORARO
34	SABIA	28	ALBONETTI
16	CENCI	32	FRULLINI
2	LILLI	15	SENSI
45	TABLO	35	FIORUCCI
51	LILLI	48	SPADINO
42	PUCCIARELLI	21	PIERALISI
27	MARTINI	20	FERRARI

POLE

Car 14 to start from back of grid. Stewards decision 7 refers.  
 Weather/Track: Sun /Dry

Imola  
 Circuit Length = 4.9090 km.  
 Start: 10:15 End: 10:40

Race Director:	Steward:	Timekeeper:
----------------	----------	-------------



# Trofeo Turismo

## RACE CLASSIFICATION

POS	NO	CL	DRIVER	TIME	LAPS	GAP	KPH	BEST
1	20	GT	Carlo FERRARI	25:10.048	12		139.91	2:03.885
2	21	GT	Gabriele PIERALISI	25:12.373	12	2.325	139.70	2:04.080
3	35	E1	Omar FIORUCCI	25:49.917	12	39.869	136.32	2:07.819
4	45	CUP	Fabrizio TABLO	26:04.921	12	54.873	135.01	2:08.225
5	51	CUP	Valentino LILLI	26:05.301	12	55.253	134.98	2:08.383
6	34	GT	Michele SABIA	26:32.195	12	1:22.147	132.70	2:09.173
7	2	CUP	Walter LILLI	26:36.958	12	1:26.910	132.30	2:10.975
8	16	CUP	Claudio CENCI	26:37.303	12	1:27.255	132.27	2:10.819
9	32	N20	Paolo FRULLINI	26:39.135	12	1:29.087	132.12	2:10.860
10	15	CUP	Gianpiero SENSI	26:39.873	12	1:29.825	132.06	2:10.037
11	28	CUP	Marco ALBONETTI	26:52.444	12	1:42.396	131.03	2:11.873
12	1	CUP	Giancarlo PERIOLI	26:57.992	12	1:47.944	130.58	2:12.765
13	29	CUP	Andrea DONI	26:59.309	12	1:49.261	130.47	2:12.960
14	25	E1	Tonini SCOCCO	27:21.124	12	2:11.076	128.74	2:13.936
15	48	CUP	SPADINO	24:33.853	11	1 LAP	131.36	2:08.561
16	24	MIN	Fabrizio CAPRIONI	25:25.447	11	1 LAP	126.92	2:16.017
17	46	BAR	Ernesto GALLI	26:04.674	11	1 LAP	123.73	2:18.960
18	3	BAR	Frederico LILLI	26:15.529	11	1 LAP	122.88	2:21.249
19	9	BAR	Ricci ALUNNO	26:52.698	11	1 LAP	120.05	2:22.490
20	26	N16	Maurizio NARCISI	26:57.962	11	1 LAP	119.66	2:24.754
21	10	BAR	Daniel BISCOTTI	26:59.204	11	1 LAP	119.57	2:24.084
22	53	A13	Nicolas SERI	27:06.656	11	1 LAP	119.02	2:24.421
23	42	E1	Arturo PUCCIARELLI	21:39.813	10	2 LAPS	135.35	2:08.283
24	7	AR3	Riccardo ROGARI	25:15.592	10	2 LAPS	116.08	2:27.477
25	47	AR3	Cesarino TANTUCCI	25:23.995	10	2 LAPS	115.44	2:29.449
26	43	AR3	Roberta SENZACQUA	25:48.555	10	2 LAPS	113.61	2:30.882
27	36	AR3	Manuel MULAS	25:56.306	10	2 LAPS	113.04	2:32.716
28	14	AR3	M PARADISI	26:01.476	10	2 LAPS	112.67	2:31.608
29	52	AR3	Michele MONTESI	26:23.981	10	2 LAPS	111.07	2:35.870
30	6	AR3	Pasqualino AMODEO	27:22.712	10	2 LAPS	107.10	2:27.290
31	37	AR3	Manuel PERUZZINI	23:23.212	9	3 LAPS	112.78	2:33.295
32	8	AR3	Davide FASOLINO	25:17.404	9	3 LAPS	104.30	2:44.671
33	27	GT	Enrico MARTINI	17:01.170	8	4 LAPS	137.68	2:06.720
34	12	AR3	Davide BAFFA	18:30.518	7	5 LAPS	110.68	2:35.347
35	50	N30	Lorenzo PEGORARO	18:13.794	6	6 LAPS	96.22	2:23.113
36	30	BAR	Giuseppe RAMACCI	10:46.382	4	8 LAPS	108.14	2:23.323
37	44	AR3	Domenico GAUDANZI		0	12 LAPS	N/A	

### FASTEST LAP

20	GT	Carlo FERRARI	2:03.885	10	142.65kph	88.64mph
35	E1	Omar FIORUCCI	2:07.819	11	138.26kph	85.91mph
45	CUP	Fabrizio TABLO	2:08.225	8	137.82kph	85.64mph
32	N20	Paolo FRULLINI	2:10.860	12	135.04kph	83.91mph
24	MIN	Fabrizio CAPRIONI	2:16.017	5	129.92kph	80.73mph
46	BAR	Ernesto GALLI	2:18.960	2	127.17kph	79.02mph
50	N30	Lorenzo PEGORARO	2:23.113	1	118.00kph	73.32mph
53	A13	Nicolas SERI	2:24.421	5	122.36kph	76.03mph
26	N16	Maurizio NARCISI	2:24.754	11	122.08kph	75.86mph
6	AR3	Pasqualino AMODEO	2:27.290	4	119.98kph	74.55mph

Imola  
Circuit Length = 4.9090 km.  
Start: 13:30 End: 13:55

Weather/Track: Sun /Dry

Race Director:	Steward:	Timekeeper:
----------------	----------	-------------

# Trofeo Turismo

## Race - Best Sector Speeds Report


SECTOR 1		SECTOR 2		SECTOR 3	
POS	NO SPEED TRAP AVAILABLE	NO	NAME	SPEED	LAP
		20	FERRARI	168.4	3
		21	PIERALISI	164.6	12
		35	FIORUCCI	157.4	12
		27	MARTINI	155.3	4
		34	SABIA	149.5	5
		29	DONI	148.7	9
		51	LILLI	148.7	1
		16	CENCI	148.1	3
		48	SPADINO	147.5	9
		28	ALBONETTI	144.0	12
		45	TABLO	144.0	4
		15	SENSI	143.8	4
		25	SCOCCO	143.6	11
		50	PEGORARO	142.2	1
		24	CAPRIONI	139.1	3
		46	GALLI	134.6	3
		3	LILLI	134.3	2
		26	NARCISI	133.3	9
		9	ALUNNO	132.5	3
		10	BISCOTTI	132.3	8
		7	ROGARI	131.0	8
		30	RAMACCI	130.2	1
		53	SERI	129.0	1
		36	MULAS	125.0	9
		43	SENZACQUA	125.0	2
		6	AMODEO	124.7	4
		12	BAFFA	120.6	4
		47	TANTUCCI	120.6	4
		8	FASOLINO	119.4	5
		37	PERUZZINI	118.4	3
		14	M PARADISI	117.3	7
		52	MONTESI	117.0	4



Weather/Track: Sun/Dry

Printed at 14:05, Sunday, 24 June, 2012

© MST Systems Ltd, 2010 (www.mstworld.com)



Circuit Length - 4.909 kilometres  
Autodromo Enzo e Dino Ferrari  
Italy

## Trofeo Turismo Race - Best Sector Times Report

POS	SECTOR 1			SECTOR 2			SECTOR 3			NO	NAME	IDEAL/BEST LAP COMPARISON			DIFF
	NO	TIME	LAP	NO	TIME	LAP	NO	TIME	LAP			IDEAL	BEST	LAP	
1	21	25.864	10	21	53.052	12	20	44.201	10	21	PIERALISI	2:03.263	2:04.080	9	+ 0.817
2	20	26.122	6	20	53.306	10	21	44.347	11	20	FERRARI	2:03.629	2:03.885	10	+ 0.256
3	27	26.277	2	27	54.089	7	27	44.927	1	27	MARTINI	2:05.293	2:06.720	6	+ 1.427
4	35	26.470	10	51	54.722	12	35	46.216	12	35	FIORUCCI	2:07.493	2:07.819	11	+ 0.326
5	16	26.749	4	35	54.807	12	51	46.828	11	51	LILLI	2:08.634	2:08.383	7	+ 0.251
6	34	26.907	11	34	55.298	6	48	46.839	2	34	SABIA	2:09.076	2:09.173	6	+ 0.097
7	48	27.014	6	48	55.320	9	34	46.871	10	48	SPADINO	2:09.173	2:08.561	10	+ 0.612
8	42	27.031	2	28	55.723	11	28	47.976	9	16	CENCI	2:10.942	2:10.819	8	+ 0.123
9	51	27.084	2	16	56.186	9	16	48.007	9	28	ALBONETTI	2:11.158	2:11.873	9	+ 0.715
10	45	27.169	8	29	56.691	11	29	48.054	10	29	DONI	2:12.711	2:12.960	11	+ 0.249
11	28	27.459	8	15	57.102	4	50	48.570	1	15	SENSI	2:14.060	2:10.037	9	+ 4.023
12	15	27.526	11	25	57.724	11	25	49.030	11	25	SCOCCO	2:14.948	2:13.936	6	+ 1.012
13	1	27.771	8	24	58.054	3	24	49.370	11	50	PEGORARO	2:15.358	2:23.113	1	+ 7.755
14	2	27.808	11	50	58.462	2	15	49.432	11	24	CAPRIONI	2:16.136	2:16.017	5	+ 0.119
15	29	27.966	8	46	58.934	2	46	50.237	1	46	GALLI	2:18.874	2:18.960	2	+ 0.086
16	25	28.194	8	3	59.637	2	3	50.348	1	3	LILLI	2:19.849	2:21.249	2	+ 1.400
17	50	28.326	2	9	1:01.021	3	9	50.751	1	9	ALUNNO	2:21.311	2:22.490	2	+ 1.179
18	24	28.712	5	10	1:01.024	7	30	51.030	1	30	RAMACCI	2:22.638	2:23.323	2	+ 0.685
19	9	29.539	2	53	1:01.059	5	10	51.748	7	10	BISCOTTI	2:23.289	2:24.084	11	+ 0.795
20	46	29.703	2	26	1:01.872	9	53	51.796	5	26	NARCISI	2:24.238	2:24.754	11	+ 0.516
21	30	29.727	2	30	1:01.881	2	26	51.983	5	53	SERI	2:24.305	2:24.421	5	+ 0.116
22	3	29.864	5	7	1:02.643	2	6	52.862	2	6	AMODEO	2:26.952	2:27.290	4	+ 0.338
23	26	30.383	10	6	1:02.672	3	7	52.904	1	7	ROGARI	2:27.101	2:27.477	4	+ 0.376
24	10	30.517	11	47	1:03.892	4	47	54.362	4	47	TANTUCCI	2:29.869	2:29.449	2	+ 0.420
25	6	31.418	4	14	1:04.488	8	43	54.410	3	43	SENZACQUA	2:30.820	2:30.882	3	+ 0.062
26	53	31.450	7	43	1:04.540	3	14	54.810	8	14	M PARADISI	2:31.411	2:31.608	8	+ 0.197
27	7	31.554	2	36	1:04.542	6	37	54.834	1	36	MULAS	2:31.665	2:32.716	10	+ 1.051
28	47	31.615	7	37	1:05.153	6	36	54.947	10	37	PERUZZINI	2:32.544	2:33.295	2	+ 0.751
29	43	31.870	6	12	1:05.603	4	12	55.702	5	12	BAFFA	2:33.871	2:35.347	7	+ 1.476
30	14	32.113	6	52	1:05.975	8	52	55.812	5	52	MONTESI	2:34.467	2:35.870	4	+ 1.403
31	36	32.176	7	8	1:10.972	3	8	58.496	5	8	FASOLINO	2:43.680	2:44.671	9	+ 0.991
32	37	32.557	7	45	1:22.433	4	42	1:40.847	8	45	TABLO	3:30.658	2:08.225	8	+ 82.43

'Perfect Lap' - 2:03.117



Weather/Track: Sun/Dry

Printed at 14:03, Sunday, 24 June, 2012  
© MST Systems Ltd, 2010 (www.mstworld.com)



Circuit Length - 4.909 kilometres  
Autodromo Enzo e Dino Ferrari  
Italy

# Trofeo Turismo LAP CHART - RACE

Lap 1			Lap 2			Lap 3			Lap 4			Lap 5		
No	Behind	Laptime	No	Behind	Laptime	No	Behind	Laptime	No	Behind	Laptime	No	Behind	Laptime
20		2:09.676	20		2:07.430	20		2:06.764	20		2:05.010	20		2:05.114
27	0.822	2:10.498	27	0.662	2:07.270	27	1.874	2:07.976	21	2.852	2:05.631	14	1 LAP	2:33.800
21	2.479	2:12.155	21	2.385	2:07.336	21	2.231	2:06.610	27	4.127	2:07.263	21	3.781	2:06.043
48	5.357	2:15.033	35	7.104	2:09.018	35	9.851	2:09.511	35	12.994	2:08.153	27	5.742	2:06.729
35	5.516	2:15.192	48	7.796	2:09.869	48	10.452	2:09.420	48	14.171	2:08.729	52	1 LAP	2:35.870
51	6.447	2:16.123	51	8.308	2:09.291	51	11.676	2:10.132	42	15.381	2:08.531	12	1 LAP	2:36.944
42	7.242	2:16.918	42	9.648	2:09.836	42	11.860	2:08.976	51	16.282	2:09.616	30	1 LAP	3:25.159P
45	7.895	2:17.571	45	10.547	2:10.082	45	13.101	2:09.318	45	17.730	2:09.639	35	16.574	2:08.694
2	10.633	2:20.309	2	17.243	2:14.040	2	24.044	2:13.565	2	32.155	2:13.121	48	17.630	2:08.573
15	11.432	2:21.108	32	17.924	2:13.456	34	24.276	2:12.596	16	33.383	2:11.776	42	18.550	2:08.283
32	11.898	2:21.574	34	18.444	2:13.705	32	25.254	2:14.094	34	33.872	2:14.606	51	19.906	2:08.738
34	12.169	2:21.845	15	20.150	2:16.148	15	25.759	2:12.373	32	34.786	2:14.542	45	21.466	2:08.850
50	13.437	2:23.113	16	20.335	2:14.073	16	26.617	2:13.046	15	36.693	2:15.944	2	39.593	2:12.552
16	13.692	2:23.368	1	23.612	2:15.277	1	29.613	2:12.765	1	37.572	2:12.969	34	40.168	2:11.410
1	15.765	2:25.441	28	23.998	2:15.555	28	30.294	2:13.060	28	37.918	2:12.634	16	41.841	2:13.572
28	15.873	2:25.549	29	25.342	2:16.275	29	32.445	2:13.867	29	40.440	2:13.005	32	42.270	2:12.598
29	16.497	2:26.173	24	29.262	2:17.208	24	38.912	2:16.414	25	50.540	2:15.957	15	44.256	2:12.677
3	19.424	2:29.100	25	30.000	2:17.145	25	39.593	2:16.357	24	52.093	2:18.191	1	46.451	2:13.993
24	19.484	2:29.160	3	33.243	2:21.249	46	47.033	2:20.360	46	1:03.195	2:21.172	28	46.799	2:13.995
25	20.285	2:29.961	46	33.437	2:18.960	3	48.556	2:22.077	3	1:05.617	2:22.071	8	1 LAP	2:53.896
46	21.907	2:31.583	9	38.055	2:22.490	9	55.151	2:23.860	9	1:13.463	2:23.322	29	48.800	2:13.474
9	22.995	2:32.671	30	39.694	2:23.323	30	57.353	2:24.423	26	1:28.142	2:29.206	25	1:00.269	2:14.843
30	23.801	2:33.477	26	44.777	2:26.079	26	1:03.946	2:25.933	10	1:30.065	2:26.358	24	1:02.996	2:16.017
26	26.128	2:35.804	7	47.718	2:27.746	50	1 LAP	5:09.856P	7	1:32.825	2:27.477	46	1:18.216	2:20.135
7	27.402	2:37.078	10	48.344	2:27.176	10	1:08.717	2:27.137	6	1:33.277	2:27.290	3	1:24.272	2:23.769
10	28.598	2:38.274	6	50.449	2:28.939	7	1:10.358	2:29.404	53	1:34.256	2:27.456	9	1:33.565	2:25.216
6	28.940	2:38.616	53	51.670	2:30.119	6	1:10.997	2:27.312	47	1:41.376	2:30.267	26	1:48.834	2:25.806
53	28.981	2:38.657	47	52.983	2:29.449	53	1:11.810	2:26.904	43	1:51.509	2:32.579	10	1:51.203	2:26.252
47	30.964	2:40.640	43	59.822	2:32.198	47	1:16.119	2:29.900	50	1 LAP	2:52.743	53	1:53.563	2:24.421
43	35.054	2:44.730	37	1:01.790	2:33.295	43	1:23.940	2:30.882	37	1:59.215	2:35.068	7	1:57.093	2:29.382
37	35.925	2:45.601	36	1:05.648	2:35.731	37	1:29.157	2:34.131	36	2:02.552	2:34.041			
36	37.347	2:47.023	52	1:08.644	2:37.222	36	1:33.521	2:34.637						
52	38.852	2:48.528	14	1:09.218	2:36.499	14	1:36.704	2:34.250						
12	39.626	2:49.302	12	1:10.378	2:38.182	12	1:40.433	2:36.819						
14	40.149	2:49.825	8	1:25.345	2:47.366	52	1:40.539	2:38.659						
8	45.409	2:55.085				8	2:03.485	2:44.904						

Weather/Track: Sun /Dry

www.mstworld.com

Page 1 of 3

Imola  
Circuit Length = 4.9090 km.  
Start: 13:30 End: 13:55

Printed - 14.01 Sunday, 24 June 2012

# Trofeo Turismo

## LAP CHART - RACE

(contd.)

Lap 6			Lap 7			Lap 8			Lap 9			Lap 10		
No	Behind	Laptime	No	Behind	Laptime	No	Behind	Laptime	No	Behind	Laptime	No	Behind	Laptime
20		2:05.694	20		2:04.899	20		2:05.456	20		2:05.326	20		2:03.885
47	1 LAP	2:32.406	26	1 LAP	2:26.313	8	2 LAPS	2:46.082	46	1 LAP	2:22.866	21	4.302	2:04.467
21	4.307	2:06.220	21	5.029	2:05.621	21	4.966	2:05.393	21	3.720	2:04.080	52	2 LAPS	2:38.322
27	6.768	2:06.720	10	1 LAP	2:27.806	9	1 LAP	2:29.029	3	1 LAP	2:22.692	46	1 LAP	2:22.078
43	1 LAP	2:33.755	53	1 LAP	2:26.110	27	11.127	2:07.255	6	2 LAPS	2:39.893	3	1 LAP	2:22.557
35	19.242	2:08.362	27	9.328	2:07.459	26	1 LAP	2:26.792	35	30.131	2:09.168	35	34.897	2:08.651
48	22.352	2:10.416	7	1 LAP	2:33.128	35	26.289	2:08.528	9	1 LAP	2:28.255	48	40.178	2:08.561
42	22.771	2:09.915	35	23.217	2:08.874	10	1 LAP	2:24.172	42	35.462	2:09.806	42	40.559	2:08.982
51	24.885	2:10.673	48	27.430	2:09.977	53	1 LAP	2:24.660	48	35.502	2:10.203	45	46.304	2:11.530
37	1 LAP	2:36.597	42	28.150	2:10.278	48	30.625	2:08.651	51	38.385	2:11.907	51	47.234	2:12.734
45	26.147	2:10.375	51	28.369	2:08.383	42	30.982	2:08.288	45	38.659	2:11.240	9	1 LAP	2:29.466
36	1 LAP	2:35.421	45	29.976	2:08.728	51	31.804	2:08.891	26	1 LAP	2:26.160	6	2 LAPS	2:41.081
14	1 LAP	2:33.572	47	1 LAP	2:32.562	45	32.745	2:08.225	10	1 LAP	2:26.965	26	1 LAP	2:24.822
50	2 LAPS	2:44.887	43	1 LAP	2:32.529	7	1 LAP	2:34.246	8	2 LAPS	2:51.603	10	1 LAP	2:24.432
52	1 LAP	2:36.847	34	50.562	2:11.814	47	1 LAP	2:30.252	53	1 LAP	2:28.547	34	1:11.225	2:10.011
12	1 LAP	2:36.654	2	53.376	2:12.267	34	57.988	2:12.882	34	1:05.099	2:12.437	2	1:13.397	2:11.521
34	43.647	2:09.173	16	53.994	2:11.817	2	58.895	2:10.975	2	1:05.761	2:12.192	16	1:14.486	2:11.712
2	46.008	2:12.109	37	1 LAP	2:34.375	16	59.357	2:10.819	16	1:06.659	2:12.628	53	1 LAP	2:27.096
16	47.076	2:10.929	32	54.934	2:11.272	32	1:00.544	2:11.066	32	1:06.904	2:11.686	32	1:15.107	2:12.088
32	48.561	2:11.985	14	1 LAP	2:32.151	15	1:03.782	2:12.675	15	1:08.493	2:10.037	15	1:15.757	2:11.149
15	49.817	2:11.255	36	1 LAP	2:33.936	28	1:13.233	2:13.749	7	1 LAP	2:29.729	28	1:27.996	2:12.101
1	55.276	2:14.519	15	56.563	2:11.645	1	1:13.454	2:14.440	28	1:19.780	2:11.873	1	1:30.844	2:13.362
28	55.605	2:14.500	50	2 LAPS	2:32.165	43	1 LAP	2:37.626	1	1:21.367	2:13.239	29	1:32.310	2:13.512
6	1 LAP	3:33.826P	1	1:04.470	2:14.093	29	1:15.037	2:14.676	29	1:22.683	2:12.972	8	2 LAPS	2:47.480
29	56.865	2:13.759	28	1:04.940	2:14.234	37	1 LAP	2:34.162	47	1 LAP	2:33.229	7	1 LAP	2:34.197
25	1:08.511	2:13.936	29	1:05.817	2:13.851	50	2 LAPS	2:31.030	25	1:39.924	2:16.696	25	1:51.358	2:15.319
24	1:15.564	2:18.262	52	1 LAP	2:37.440	36	1 LAP	2:35.084	43	1 LAP	2:35.542	47	1 LAP	2:32.380
8	1 LAP	2:46.317	12	1 LAP	2:37.270	25	1:28.554	2:15.140	37	1 LAP	2:35.073			
46	1:35.494	2:22.972	25	1:18.870	2:15.258	14	1 LAP	2:39.731	24	1:52.963	2:18.306			
3	1:41.342	2:22.764	24	1:27.590	2:16.925	24	1:39.983	2:17.849	36	1 LAP	2:33.564			
9	1:51.736	2:23.865	46	1:51.530	2:20.935	52	1 LAP	2:35.911	14	1 LAP	2:31.608			
			6	1 LAP	3:03.784	12	1 LAP	2:35.347						
			3	1:58.099	2:21.656									

Weather/Track: Sun /Dry

www.mstworld.com

Page 2 of 3

Imola

Circuit Length = 4.9090 km.

Start: 13:30 End: 13:55

Printed - 14.01 Sunday, 24 June 2012

**Trofeo Turismo  
LAP CHART - RACE**

(contd.)

Lap 11			Lap 12			Lap 13			Lap 14			Lap 15		
No	Behind	Laptime	No	Behind	Laptime	No	Behind	Laptime	No	Behind	Laptime	No	Behind	Laptime
20		2:05.127	20		2:05.667									
24	1 LAP	2:19.780	21	2.325	2:04.221									
21	3.771	2:04.596	7	2 LAPS	2:33.205									
43	2 LAPS	2:35.318	8	3 LAPS	2:44.671									
37	2 LAPS	2:34.910	47	2 LAPS	2:32.910									
36	2 LAPS	2:34.153	24	1 LAP	2:17.335									
14	2 LAPS	2:34.517	43	2 LAPS	2:33.396									
35	37.589	2:07.819	35	39.869	2:07.947									
46	1 LAP	2:21.251	36	2 LAPS	2:32.716									
52	2 LAPS	2:37.965	14	2 LAPS	2:35.523									
3	1 LAP	2:24.497	46	1 LAP	2:22.362									
45	50.736	2:09.559	45	54.873	2:09.804									
51	51.730	2:09.623	51	55.253	2:09.190									
34	1:16.871	2:10.773	3	1 LAP	2:23.097									
9	1 LAP	2:25.097	52	2 LAPS	2:37.217									
2	1:20.634	2:12.364	34	1:22.147	2:10.943									
16	1:21.632	2:12.273	2	1:26.910	2:11.943									
32	1:23.894	2:13.914	16	1:27.255	2:11.290									
15	1:25.118	2:14.488	32	1:29.087	2:10.860									
26	1 LAP	2:26.293	15	1:29.825	2:10.374									
48	1:29.472	2:54.421	28	1:42.396	2:12.733									
10	1 LAP	2:26.548	9	1 LAP	2:29.427									
28	1:35.330	2:12.461	26	1 LAP	2:24.754									
53	1 LAP	2:25.838	1	1:47.944	2:14.680									
1	1:38.931	2:13.214	10	1 LAP	2:24.084									
6	2 LAPS	2:43.166	29	1:49.261	2:14.785									
29	1:40.143	2:12.960	53	1 LAP	2:26.848									
25	2:01.560	2:15.329	25	2:11.076	2:15.183									
			6	2 LAPS	2:38.805									

Weather/Track: Sun /Dry

www.mstworld.com

Page 3 of 3

Imola  
Circuit Length = 4.9090 km.  
Start: 13:30 End: 13:55  
Printed - 14:01 Sunday, 24 June 2012



# Trofeo Turismo

## Race - Sector Analysis Report

Lap S1 Time S1 Spd S2 Time S2 Spd S3 Time S3 Spd Lap Time Pit Lap S1 Time S1 Spd S2 Time S2 Spd S3 Time S3 Spd Lap Time Pit

### 1 Giancarlo PERIOLI

CUP

1	36.961		1:48.480		2:25.441	8	27.771		1:46.669	2:14.440
2	28.310		1:45.730		2:15.277	9	28.518		1:44.721	2:13.239
3	28.119		1:44.646		2:12.765	10	28.014		1:45.348	2:13.362
4	27.813		1:45.156		2:12.969	11	28.085		1:45.129	2:13.214
5	28.797		1:45.722		2:13.993	12	28.384		1:46.296	2:14.680
6	28.797		1:45.722		2:14.519					
7	28.585		1:45.508		2:14.093					

### 2 Walter LILLI

CUP

1	34.318		1:45.991		2:20.309	8	27.809		1:43.166	2:10.975
2	28.310		1:45.730		2:14.040	9	28.045		1:44.147	2:12.192
3	28.718		1:44.847		2:13.565	10				2:11.521
4	29.051		1:44.070		2:13.121	11	27.808		1:44.556	2:12.364
5	28.340		1:44.212		2:12.552	12	28.198		1:43.745	2:11.943
6	28.259		1:43.850		2:12.109					
7	27.815		1:44.452		2:12.267					

### 3 Frederico LILLI

BAR

1	37.850	1:00.902	132.1	50.348	2:29.100	7	30.301	1:00.362	124.7	50.993	2:21.656
2	30.818	59.637	134.3	50.794	2:21.249	8	30.318	1:00.995	120.5	51.379	2:22.692
3	29.959	1:01.073	132.1	51.045	2:22.077	9	30.267	1:00.607	128.4	51.683	2:22.557
4	30.922	1:00.474	129.3	50.675	2:22.071	10	30.516	1:02.092	131.7	51.889	2:24.497
5	29.864	1:02.015	120.6	51.890	2:23.769	11	31.352	1:00.074	132.0	51.671	2:23.097
6	30.640	1:00.765	131.2	51.359	2:22.764						

### 6 Pasqualino AMODEO

AR3

1	41.574	1:04.011	124.2	53.031	2:38.616	7	33.038	1:08.694	100.1	58.161	2:39.893
2	31.762	1:04.315	123.4	52.862	2:28.939	8	33.256	1:09.737	96.2	58.088	2:41.081
3	31.473	1:02.672	124.1	53.167	2:27.312	9	33.104	1:10.322	103.7	59.740	2:43.166
4	31.418	1:02.853	124.7	53.019	2:27.290	10	33.145	1:08.044	102.3	57.616	2:38.805
5	35.264	1:11.668	94.9	1:46.894	3:33.826 Pit						
6	55.539	1:09.233	102.4	59.012	3:03.784						

### 7 Riccardo ROGARI

AR3

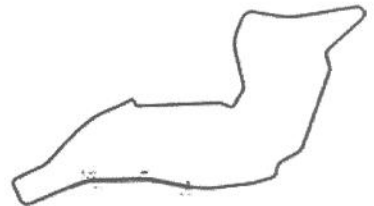
1	40.734	1:03.440	122.0	52.904	2:37.078	7	34.206	1:06.332	120.0	53.708	2:34.246
2	31.554	1:02.643	124.4	53.549	2:27.746	8	32.303	1:03.332	131.0	54.094	2:29.729
3	31.938	1:03.801	121.0	53.665	2:29.404	9	32.547	1:06.442	122.0	55.208	2:34.197
4	31.619	1:02.915	121.7	52.943	2:27.477	10	32.908	1:04.797	117.0	55.500	2:33.205
5	31.935	1:03.216	121.6	54.231	2:29.382						
6	32.897	1:05.176	115.8	55.055	2:33.128						



Weather/Track: Sun/Dry

Printed at 14:05, Sunday, 24 June, 2012

© MST Systems Ltd, 2010 (www.mstworld.com)



Circuit Length - 4.909 kilometres  
Autodromo Enzo e Dino Ferrari  
Italy

# Trofeo Turismo

## Race - Sector Analysis Report

Lap S1 Time S1 Spd S2 Time S2 Spd S3 Time S3 Spd Lap Time Pit Lap S1 Time S1 Spd S2 Time S2 Spd S3 Time S3 Spd Lap Time Pit

8 Davide FASOLINO										AR3	
1	46.720			2:08.365		2:55.085	6	34.860		2:11.222	2:46.082
2	35.576			2:11.790		2:47.366	7	35.093		2:16.510	2:51.603
3	35.013	1:10.972	115.8	58.919		2:44.904	8	36.108		2:11.372	2:47.480
4	37.679			2:16.217		2:53.896	9	34.212		2:10.459	2:44.671
5	34.659	1:13.162	119.4	58.496		2:46.317					

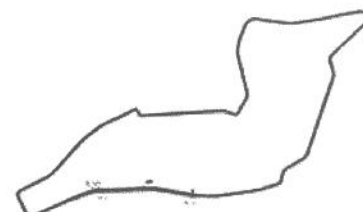
9 Ricci ALUNNO										BAR		
1	38.272	1:03.648	128.7	50.751		2:32.671	7	31.133	1:04.686	121.0	53.210	2:29.029
2	29.539	1:01.248	127.3	51.703		2:22.490	8	30.377	1:04.461	116.1	53.417	2:28.255
3	30.763	1:01.021	132.5	52.076		2:23.860	9	33.778	1:03.154	127.6	52.534	2:29.466
4	30.134	1:01.534	130.4	51.654		2:23.322	10	30.646	1:02.287	129.3	52.164	2:25.097
5	31.300	1:01.735	128.4	52.181		2:25.216	11	33.409			1:56.018	2:29.427
6	30.499	1:02.132	130.7	51.234		2:23.865						

10 Daniel BISCOTTI										BAR		
1	41.308	1:03.674	118.2	53.292		2:38.274	7	31.400	1:01.024	126.7	51.748	2:24.172
2	31.150	1:02.882	126.6	53.144		2:27.176	8	31.492	1:02.952	132.3	52.521	2:26.965
3	32.110	1:03.228	122.8	51.799		2:27.137	9	31.068	1:01.462	131.0	51.902	2:24.432
4	31.252			1:55.106		2:26.358	10	31.168	1:03.296	128.4	52.084	2:26.548
5	31.491	1:02.426	128.5	52.335		2:26.252	11	30.517	1:01.665	128.5	51.902	2:24.084
6	31.912			1:55.894		2:27.806						

12 Davide BAFFA										AR3		
1	45.432	1:07.131	117.1	56.739		2:49.302	5	32.566	1:08.386	118.5	55.702	2:36.654
2	32.824	1:07.915	114.1	57.443		2:38.182	6	33.203	1:07.236	115.2	56.831	2:37.270
3	32.731	1:06.453	117.1	57.635		2:36.819	7	32.638	1:06.231	117.6	56.478	2:35.347
4	34.996	1:05.603	120.6	56.345		2:36.944						

14 M PARADISI										AR3		
1	46.629			2:03.196		2:49.825	7	32.414	1:11.971	117.3	55.346	2:39.731
2	32.784			2:03.715		2:36.499	8	32.310	1:04.488	112.9	54.810	2:31.608
3	33.530	1:05.038	115.6	55.682		2:34.250	9	32.637			2:01.880	2:34.517
4	33.003			2:00.797		2:33.800	10	32.915			2:02.608	2:35.523
5	33.118			2:00.454		2:33.572						
6	32.113			2:00.038		2:32.151						

15 Gianpiero SENSI										CUP		
1				1:46.535		2:21.108	8	27.978			1:44.697	2:12.675
2	29.613			1:43.781		2:16.148	9	27.643			1:42.394	2:10.037
3	28.592			1:43.781		2:12.373	10	27.623			1:43.526	2:11.149
4	28.878	57.102	143.8	49.964		2:15.944	11	27.526	57.530	142.1	49.432	2:14.488
5	28.081			1:44.596		2:12.677	12					2:10.374
6	28.039			1:43.216		2:11.255						
7	27.694			1:43.951		2:11.645						



Circuit Length - 4.909 kilometres  
Autodromo Enzo e Dino Ferrari  
Italy

Weather/Track: Sun/Dry

Printed at 14:05, Sunday, 24 June, 2012  
© MST Systems Ltd, 2010 (www.mstworld.com)

Page 2

# Trofeo Turismo Race - Sector Analysis Report

Lap S1 Time S1 Spd S2 Time S2 Spd S3 Time S3 Spd Lap Time Pit Lap S1 Time S1 Spd S2 Time S2 Spd S3 Time S3 Spd Lap Time Pit

16 Claudio CENCI										CUP	
1	36.310			1:47.058	2:23.368	8	27.397			1:43.422	2:10.819
2	28.170	57.799	147.3	48.104	2:14.073	9	28.435	56.186	147.1	48.007	2:12.628
3	27.652	56.362	148.1	49.032	2:13.046	10	27.447			1:44.265	2:11.712
4	26.749			1:45.027	2:11.776	11	27.143			1:45.130	2:12.273
5	29.151			1:44.421	2:13.572	12	27.599			1:43.691	2:11.290
6	27.806			1:43.123	2:10.929						
7	27.505			1:44.312	2:11.817						

20 Carlo FERRARI										GT	
1	29.582	54.620	160.9	45.474	2:09.676	8	26.329	54.399	158.1	44.728	2:05.456
2	26.471	54.594	164.3	46.365	2:07.430	9	26.726	53.671	166.6	44.929	2:05.326
3	26.999	54.492	168.4	45.273	2:06.764	10	26.378	53.306	164.1	44.201	2:03.885
4	26.702	53.356	162.8	44.952	2:05.010	11	26.248	54.083	165.3	44.796	2:05.127
5	26.741	53.720	166.4	44.653	2:05.114	12	26.173	53.540	166.4	45.954	2:05.667
6	26.122	54.874	162.4	44.698	2:05.694						
7	26.487	53.418	163.8	44.994	2:04.899						

21 Gabriele PIERALISI										GT	
1	30.688	55.399	161.4	46.068	2:12.155	8	26.551	53.700	160.9	45.142	2:05.393
2	26.881	54.578	160.2	45.877	2:07.336	9	25.996	53.364	162.1	44.720	2:04.080
3	26.958	54.514	158.8	45.138	2:06.610	10	25.864	53.392	150.8	45.211	2:04.467
4	26.560	54.125	160.9	44.946	2:05.631	11	25.949	54.300	160.7	44.347	2:04.596
5	26.889	53.597	154.2	45.557	2:06.043	12	25.971	53.052	164.6	45.198	2:04.221
6	26.495	54.356	163.1	45.369	2:06.220						
7	26.480	53.591	161.6	45.550	2:05.621						

24 Fabrizio CAPRIONI										MIN	
1	37.916	1:01.072	135.8	50.172	2:29.160	7	29.120			1:47.805	2:16.925
2	29.094	58.531	134.1	49.583	2:17.208	8	29.194			1:48.655	2:17.849
3	28.942	58.054	139.1	49.418	2:16.414	9	29.047			1:49.259	2:18.306
4	29.105			1:49.086	2:18.191	10	29.232			1:50.548	2:19.780
5	28.712			1:47.305	2:16.017	11	28.916	59.049	136.3	49.370	2:17.335
6	29.635			1:48.627	2:18.262						

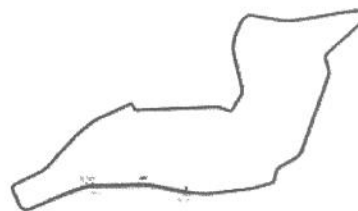
25 Tonini SCOCCO										E1	
1	39.141			1:50.820	2:29.961	8	28.194			1:46.946	2:15.140
2	29.328			1:47.817	2:17.145	9	29.364			1:47.332	2:16.696
3	28.538			1:47.819	2:16.357	10	28.488			1:46.831	2:15.319
4	28.797			1:47.160	2:15.957	11	28.575	57.724	143.6	49.030	2:15.329
5	28.365			1:46.478	2:14.843	12	28.422			1:46.761	2:15.183
6	28.322			1:45.614	2:13.936						
7	29.340			1:45.918	2:15.258						



Weather/Track: Sun/Dry

Printed at 14:05, Sunday, 24 June, 2012

© MST Systems Ltd, 2010 (www.mstworld.com)



Circuit Length - 4.909 kilometres  
Autodromo Enzo e Dino Ferrari  
Italy

# Trofeo Turismo Race - Sector Analysis Report

Lap S1 Time S1 Spd S2 Time S2 Spd S3 Time S3 Spd Lap Time Pit Lap S1 Time S1 Spd S2 Time S2 Spd S3 Time S3 Spd Lap Time Pit

26 Maurizio NARCISI										N16	
1	39.941			1:55.863	2:35.804	7	31.367			1:55.425	2:26.792
2	30.641			1:55.438	2:26.079	8	30.986			1:55.174	2:26.160
3	31.005			1:54.928	2:25.933	9	30.599	1:01.872	133.3	52.351	2:24.822
4	31.756			1:57.450	2:29.206	10	30.383			1:55.910	2:26.293
5	31.206	1:02.617	128.4	51.983	2:25.806	11	31.133			1:53.621	2:24.754
6					2:26.313						

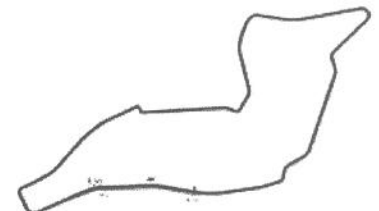
27 Enrico MARTINI										GT	
1	29.751	55.820	154.0	44.927	2:10.498	6	26.786	54.362	148.5	45.572	2:06.720
2	26.277			1:40.993	2:07.270	7	28.178	54.089	154.9	45.192	2:07.459
3	26.706			1:41.270	2:07.976	8	26.565	54.545	152.3	46.145	2:07.255
4	27.376	54.890	155.3	44.997	2:07.263						
5	27.213	54.500	155.3	45.016	2:06.729						

28 Marco ALBONETTI										CUP	
1	36.709			1:48.840	2:25.549	8	27.459			1:46.290	2:13.749
2	28.603	57.438	140.2	49.514	2:15.555	9	27.659	56.238	140.9	47.976	2:11.873
3	27.995	57.075	141.5	47.990	2:13.060	10	27.966			1:44.135	2:12.101
4	27.675			1:44.959	2:12.634	11	27.852	55.723	143.8	48.886	2:12.461
5	27.847			1:46.148	2:13.995	12	27.827	56.508	144.0	48.398	2:12.733
6	28.611			1:45.889	2:14.500						
7	28.352			1:45.882	2:14.234						

29 Andrea DONI										CUP	
1	37.319	59.943	146.3	48.911	2:26.173	8	27.966	58.401	143.8	48.309	2:14.676
2	28.523	58.266	142.8	49.486	2:16.275	9	27.984	56.711	148.7	48.277	2:12.972
3	28.292			1:45.575	2:13.867	10	28.092	57.366	143.2	48.054	2:13.512
4	28.079	56.737	146.5	48.189	2:13.005	11	28.161	56.691	145.3	48.108	2:12.960
5	28.316	56.887	144.9	48.271	2:13.474	12	28.506	57.015	145.9	49.264	2:14.785
6	28.222	57.086	144.5	48.451	2:13.759						
7	28.294	57.204	144.9	48.353	2:13.851						

30 Giuseppe RAMACCI										BAR	
1	39.918	1:02.529	130.2	51.030	2:33.477	4	43.709	1:20.138	83.6	1:21.312	3:25.159 Pit
2	29.727	1:01.881	128.5	51.715	2:23.323						
3	30.349	1:02.190	129.1	51.884	2:24.423						

32 Paolo FRULLINI										N20	
1					2:21.574	8					2:11.066
2					2:13.456	9					2:11.686
3					2:14.094	10					2:12.088
4					2:14.542	11					2:13.914
5					2:12.598	12					2:10.860
6					2:11.985						
7					2:11.272						



Circuit Length - 4.909 kilometres  
Autodromo Enzo e Dino Ferrari  
Italy

Weather/Track: Sun/Dry

Printed at 14:05, Sunday, 24 June, 2012  
© MST Systems Ltd, 2010 (www.mstworld.com)

Page 4

# Trofeo Turismo

## Race - Sector Analysis Report

Lap S1 Time S1 Spd S2 Time S2 Spd S3 Time S3 Spd Lap Time Pit Lap S1 Time S1 Spd S2 Time S2 Spd S3 Time S3 Spd Lap Time Pit

### 34 Michele SABIA

GT

1	35.747	58.259	146.5	47.839	2:21.845	8	28.035	57.147	147.5	47.700	2:12.882
2	28.947	57.334	145.9	47.424	2:13.705	9	29.378	55.689	148.5	47.370	2:12.437
3	28.189	57.000	149.1	47.407	2:12.596	10	27.549	55.591	149.5	46.871	2:10.011
4	29.662	56.744	145.5	48.200	2:14.606	11	26.907	55.841	143.2	48.025	2:10.773
5	27.738	55.872	149.5	47.800	2:11.410	12	27.324	55.733	148.3	47.886	2:10.943
6	26.926	55.298	148.3	46.949	2:09.173						
7	27.622	56.378	143.6	47.814	2:11.814						

### 35 Omar FIORUCCI

E1

1	32.280			1:42.912	2:15.192	8	26.786			1:41.742	2:08.528
2	26.636	55.285	152.7	47.097	2:09.018	9	26.728	55.749	152.3	46.691	2:09.168
3	26.881	55.587	152.7	47.043	2:09.511	10	26.470	55.696	152.9	46.485	2:08.651
4	27.189			1:40.964	2:08.153	11	26.556	54.979	153.6	46.284	2:07.819
5	26.840			1:41.854	2:08.694	12	26.924	54.807	157.4	46.216	2:07.947
6	26.612	55.027	154.7	46.723	2:08.362						
7	26.647	55.890	155.1	46.337	2:08.874						

### 36 Manuel MULAS

AR3

1	43.849	1:07.672	120.5	55.502	2:47.023	7	32.176			2:02.908	2:35.084
2	32.772			2:02.959	2:35.731	8	32.786			2:00.778	2:33.564
3	32.982	1:06.113	118.2	55.542	2:34.637	9	32.192	1:06.345	125.0	55.616	2:34.153
4	32.653			2:01.388	2:34.041	10	32.787	1:04.982	120.2	54.947	2:32.716
5	32.889	1:05.831	119.8	56.701	2:35.421						
6	32.276	1:04.542	119.7	57.118	2:33.936						

### 37 Manuel PERUZZINI

AR3

1	44.136	1:06.631	118.0	54.834	2:45.601	6	33.198	1:05.153	118.2	56.024	2:34.375
2	32.635			2:00.660	2:33.295	7	32.557	1:06.187	117.1	55.418	2:34.162
3	32.643	1:05.700	118.4	55.788	2:34.131	8	32.980	1:06.181	115.1	55.912	2:35.073
4	33.053	1:06.045	117.2	55.970	2:35.068	9	32.852			2:02.058	2:34.910
5	33.184	1:06.793	116.6	56.620	2:36.597						

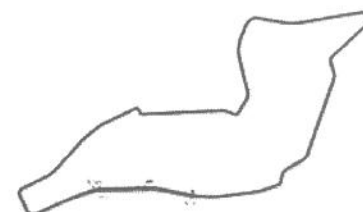
### 42 Arturo PUCCIARELLI

E1

1	33.494			1:43.424	2:16.918	7	27.319			1:42.959	2:10.278
2	27.031			1:42.805	2:09.836	8	27.441			1:40.847	2:08.288
3	27.321			1:41.655	2:08.976	9	27.562			1:42.244	2:09.806
4	27.267			1:41.264	2:08.531	10	28.133			1:40.849	2:08.982
5	27.268			1:41.015	2:08.283						
6	27.328			1:42.587	2:09.915						



Weather/Track: Sun/Dry



Circuit Length - 4.909 kilometres  
Autodromo Enzo e Dino Ferrari  
Italy

# Trofeo Turismo Race - Sector Analysis Report

Lap S1 Time S1 Spd S2 Time S2 Spd S3 Time S3 Spd Lap Time Pit Lap S1 Time S1 Spd S2 Time S2 Spd S3 Time S3 Spd Lap Time Pit

## 43 Roberta SENZACQUA

AR3

1	43.512	1:06.401	124.2	54.817	2:44.730	7	32.071	1:09.123	121.3	56.432	2:37.626
2	32.399	1:04.723	125.0	55.076	2:32.198	8	32.940	1:06.876	121.6	55.726	2:35.542
3	31.932	1:04.540	124.1	54.410	2:30.882	9	32.942	1:06.226	123.4	56.150	2:35.318
4	32.542	1:05.602	121.7	54.435	2:32.579	10	32.338	1:05.258	124.2	55.800	2:33.396
5	31.917	1:05.644	123.8	56.194	2:33.755						
6	31.870	1:05.929	124.1	54.730	2:32.529						

## 45 Fabrizio TABLO

CUP

1	34.113			1:43.458	2:17.571	8	27.169			1:41.056	2:08.225
2	27.594			1:42.488	2:10.082	9	27.376			1:43.864	2:11.240
3	27.648			1:41.670	2:09.318	10	29.412			1:42.118	2:11.530
4		1:22.433	144.0		2:09.639	11	27.544			1:42.015	2:09.559
5	27.427			1:41.423	2:08.850	12	27.628			1:42.176	2:09.804
6	27.438			1:42.937	2:10.375						
7	27.338			1:41.390	2:08.728						

## 46 Ernesto GALLI

BAR

1	38.714	1:02.632	131.8	50.237	2:31.583	7	30.051	1:00.136	128.8	50.748	2:20.935
2	29.703	58.934	133.9	50.323	2:18.960	8	30.680	1:00.237	129.6	51.949	2:22.866
3	29.896	59.923	134.6	50.541	2:20.360	9	30.474	1:00.265	131.3	51.339	2:22.078
4	30.108	1:00.386	127.6	50.678	2:21.172	10	30.028	59.866	131.2	51.357	2:21.251
5	29.966	59.447	129.4	50.722	2:20.135	11	30.219	59.778	127.9	52.365	2:22.362
6	30.439	1:01.173	130.9	51.360	2:22.972						

## 47 Cesarino TANTUCCI

AR3

1	43.127			1:57.513	2:40.640	7	31.615			1:58.637	2:30.252
2	31.774			1:57.675	2:29.449	8	32.192			2:01.037	2:33.229
3	31.648			1:58.252	2:29.900	9	32.357			2:00.023	2:32.380
4	32.013	1:03.892	120.6	54.362	2:30.267	10	32.749			2:00.161	2:32.910
5	33.335			1:59.071	2:32.406						
6	32.763			1:59.799	2:32.562						

## 48 SPADINO

CUP

1	31.990			1:43.043	2:15.033	7	27.260			1:42.717	2:09.977
2	27.409	55.621	146.1	46.839	2:09.869	8	27.029			1:41.622	2:08.651
3	27.270			1:42.150	2:09.420	9	27.572	55.320	147.5	47.311	2:10.203
4	27.201			1:41.528	2:08.729	10	27.434			1:41.127	2:08.561
5	27.231			1:41.342	2:08.573	11	27.114			2:27.307	2:54.421
6	27.014			1:43.402	2:10.416						

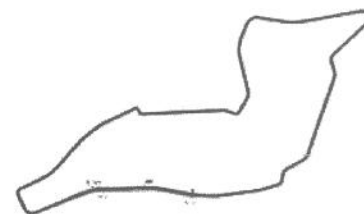
## 50 Lorenzo PEGORARO

N30

1	36.067	58.476	142.2	48.570	2:23.113	5	33.574	1:03.064	112.9	55.527	2:32.165
2	28.326	58.462	134.4	3:43.068	5:09.856 Pit	6	32.557	1:03.818	112.0	54.655	2:31.030
3	50.518	1:06.362	108.7	55.863	2:52.743						
4	33.575	1:10.123	105.3	1:01.189	2:44.887						



Weather/Track: Sun/Dry



Circuit Length - 4.909 kilometres  
Autodromo Enzo e Dino Ferrari  
Italy

# Trofeo Turismo Race - Sector Analysis Report

Lap S1 Time S1 Spd S2 Time S2 Spd S3 Time S3 Spd Lap Time Pit Lap S1 Time S1 Spd S2 Time S2 Spd S3 Time S3 Spd Lap Time Pit

51 Valentino LILLI						CUP					
1	32.747	56.179	148.7	47.197	2:16.123	8	28.109			1:40.782	2:08.891
2	27.084	55.057	142.4	47.150	2:09.291	9	28.078	56.247	138.6	47.582	2:11.907
3	27.285	54.742	144.9	48.105	2:10.132	10	30.111			1:42.623	2:12.734
4	28.649			1:40.967	2:09.616	11	27.085	55.710	138.1	46.828	2:09.623
5	27.298			1:41.440	2:08.738	12	27.276	54.722	146.1	47.192	2:09.190
6	27.264			1:43.409	2:10.673						
7	27.251			1:41.132	2:08.383						

52 Michele MONTESI						AR3					
1	44.757			2:03.771	2:48.528	7	32.680	1:06.791	115.6	56.440	2:35.911
2	33.178			2:04.044	2:37.222	8	34.288	1:05.975	113.9	58.059	2:38.322
3	34.243	1:06.503	115.7	57.913	2:38.659	9	33.495			2:04.470	2:37.965
4	33.774	1:06.220	117.0	55.876	2:35.870	10	33.598			2:03.619	2:37.217
5	32.948	1:08.087	116.1	55.812	2:36.847						
6	33.216			2:04.224	2:37.440						

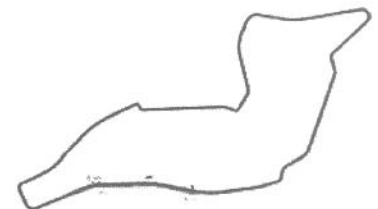
53 Nicolas SERI						A13					
1	42.801	1:03.475	129.0	52.381	2:38.657	7	31.450	1:01.166	123.4	52.044	2:24.660
2	32.811	1:03.693	120.2	53.615	2:30.119	8	34.070	1:01.905	127.3	52.572	2:28.547
3	31.600	1:02.175	122.7	53.129	2:26.904	9	32.744	1:02.250	123.4	52.102	2:27.096
4	31.616	1:02.665	128.4	53.175	2:27.456	10	31.466	1:01.786	125.2	52.586	2:25.838
5	31.566	1:01.059	129.0	51.796	2:24.421	11	32.042	1:02.516	126.3	52.290	2:26.848
6	31.484	1:01.400	127.8	53.226	2:26.110						



Weather/Track: Sun/Dry

Printed at 14:05, Sunday, 24 June, 2012

© MST Systems Ltd, 2010 (www.mstworld.com)



Circuit Length - 4.909 kilometres  
Autodromo Enzo e Dino Ferrari  
Italy

Page 7





## Trofeo Turismo QUALIFYING

POS	NO	CL	DRIVER	NAT	CAR	TIME	LAPS	GAP	KPH
1	20	GT	Carlo FERRARI			2:02.146	11		144.68
2	27	GT	Enrico MARTINI			2:04.912	12	2.766	141.47
3	21	GT	Gabriele PIERALISI			2:06.628	9	4.482	139.56
4	42	E1	Arturo PUCCIARELLI			2:07.944	10	5.798	138.12
5	48	CUP	SPADINO			2:08.139	9	5.993	137.91
6	51	CUP	Valentino LILLI			2:08.198	9	6.052	137.85
7	35	E1	Omar FIORUCCI			2:08.296	10	6.150	137.74
8	45	CUP	Fabrizio TABLO			2:09.286	9	7.140	136.69
9	15	CUP	Gianpiero SENSI			2:09.845	12	7.699	136.10
10	2	CUP	Walter LILLI			2:10.650	10	8.504	135.26
11	32	N20	Paolo FRULLINI			2:11.121	10	8.975	134.77
12	16	CUP	Claudio CENCI			2:11.606	11	9.460	134.28
13	28	CUP	Marco ALBONETTI			2:12.221	10	10.075	133.65
14	34	GT	Michele SABIA			2:12.395	11	10.249	133.48
15	50	N30	Lorenzo PEGORARO			2:13.288	10	11.142	132.58
16	1	CUP	Giancarlo PERIOLI			2:13.478	10	11.332	132.39
17	29	CUP	Andrea DONI			2:14.277	11	12.131	131.61
18	24	MIN	Fabrizio CAPRIONI			2:15.403	10	13.257	130.51
19	25	E1	Tonini SCOCCO			2:17.233	10	15.087	128.77
20	3	BAR	Frederico LILLI			2:18.016	9	15.870	128.04
21	46	BAR	Ernesto GALLI			2:19.028	10	16.882	127.11
22	49	A30	Umberto CANTU			2:21.747	3	19.601	124.67
23	9	BAR	Ricci ALUNNO			2:21.874	9	19.728	124.56
24	30	BAR	Giuseppe RAMACCI			2:22.373	10	20.227	124.12
25	26	N16	Maurizio NARCISI			2:23.235	9	21.089	123.38
26	10	BAR	Daniel BISCOTTI			2:23.522	8	21.376	123.13
27	7	AR3	Riccardo ROGARI			2:27.125	7	24.979	120.11
28	53	A13	Nicolas SERI			2:27.535	10	25.389	119.78
29	44	AR3	Domenico GAUDANZI			2:27.788	9	25.642	119.57
30	6	AR3	Pasqualino AMODEO			2:28.449	9	26.303	119.04
31	18	AR3	Lorenzo LUCIANI			2:30.127	4	27.981	117.71
32	47	AR3	Cesarino TANTUCCI			2:30.138	9	27.992	117.70
33	4	AR3	Saverio CREA			2:31.125	8	28.979	116.93
34	43	AR3	Roberta SENZACQUA			2:32.135	9	29.989	116.16
35	14	AR3	M PARADISI			2:33.348	10	31.202	115.24
36	12	AR3	Davide BAFFA			2:34.843	9	32.697	114.13
37	52	AR3	Michele MONTESI			2:35.390	9	33.244	113.72
38	37	AR3	Manuel PERUZZINI			2:37.274	9	35.128	112.36
39	36	AR3	Manuel MULAS			2:41.733	8	39.587	109.26
40	8	AR3	Davide FASOLINO			2:45.411	9	43.265	106.83

Weather/Track: Sun /Dry

Imola

Circuit Length = 4.9090 km.  
Start: 10:15 End: 10:40

Race Director:	Steward:	Timekeeper:
----------------	----------	-------------

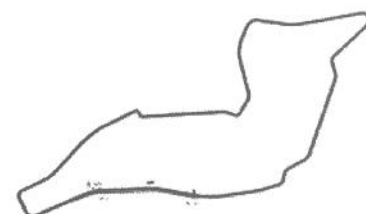
## Trofeo Turismo Qualifying - Best Sector Times Report

POS	SECTOR 1			SECTOR 2			SECTOR 3			NO	NAME	IDEAL/BEST LAP COMPARISON			DIFF
	NO	TIME	LAP	NO	TIME	LAP	NO	TIME	LAP			NO	IDEAL	BEST	
1	20	25.690	9	20	51.917	8	20	43.892	4	20	FERRARI	2:01.499	2:02.146	4	+ 0.647
2	27	25.825	12	21	53.818	7	27	45.005	5	27	MARTINI	2:04.682	2:04.912	12	+ 0.230
3	35	26.369	5	27	53.852	9	21	45.384	8	21	PIERALISI	2:05.731	2:06.628	7	+ 0.897
4	21	26.529	8	51	54.270	8	35	46.123	5	35	FIORUCCI	2:07.670	2:08.296	5	+ 0.626
5	42	27.082	10	48	54.568	9	51	46.275	6	51	LILLI	2:07.924	2:08.198	6	+ 0.274
6	48	27.202	9	15	55.016	8	48	46.369	9	48	SPADINO	2:08.139	2:08.139	9	+ 0.000
7	51	27.379	9	35	55.178	6	15	47.050	8	15	SENSI	2:09.478	2:09.845	8	+ 0.367
8	15	27.412	10	28	55.935	10	34	47.382	10	42	PUCCIARELL	2:11.172	2:07.944	10	+ 3.228
9	16	27.489	11	50	56.130	6	42	47.777	8	28	ALBONETTI	2:11.812	2:12.221	7	+ 0.409
10	45	27.643	9	42	56.313	8	28	47.865	6	34	SABIA	2:12.395	2:12.395	10	+ 0.000
11	28	28.012	8	34	56.880	10	29	47.934	7	50	PEGORARO	2:12.728	2:13.288	5	+ 0.560
12	29	28.023	9	29	56.993	10	2	48.084	2	29	DONI	2:12.950	2:14.277	9	+ 1.327
13	2	28.030	4	2	58.446	2	50	48.398	5	2	LILLI	2:14.560	2:10.650	10	+ 3.910
14	34	28.133	10	24	58.556	6	45	48.427	6	24	CAPRIONI	2:16.048	2:15.403	10	+ 0.645
15	50	28.200	5	1	58.705	2	24	49.037	6	45	TABLO	2:16.436	2:09.286	8	+ 7.150
16	1	28.294	9	46	58.797	8	3	49.507	3	3	LILLI	2:17.835	2:18.016	9	+ 0.181
17	24	28.455	10	3	58.897	9	46	49.993	7	1	PERIOLI	2:18.546	2:13.478	9	+ 5.068
18	25	28.527	8	16	59.720	6	9	51.007	6	46	GALLI	2:18.567	2:19.028	7	+ 0.461
19	3	29.431	4	45	1:00.366	6	30	51.056	9	9	ALUNNO	2:21.874	2:21.874	6	+ 0.000
20	46	29.777	8	26	1:00.519	9	10	51.194	6	30	RAMACCI	2:22.212	2:22.373	9	+ 0.161
21	49	30.052	3	9	1:00.810	6	1	51.547	1	10	BISCOTTI	2:22.845	2:23.522	3	+ 0.677
22	9	30.057	6	30	1:01.049	9	26	52.116	9	26	NARCISI	2:23.235	2:23.235	9	+ 0.000
23	30	30.107	10	10	1:01.130	3	53	53.089	3	7	ROGARI	2:26.867	2:27.125	6	+ 0.258
24	10	30.521	6	7	1:01.995	6	6	53.409	6	53	SERI	2:26.992	2:27.535	6	+ 0.543
25	26	30.600	9	53	1:02.095	6	7	53.421	6	44	GAUDANZI	2:27.182	2:27.788	4	+ 0.606
26	44	31.064	4	44	1:02.508	3	44	53.610	2	6	AMODEO	2:28.129	2:28.449	6	+ 0.320
27	7	31.451	3	6	1:02.690	6	4	54.232	7	18	LUCIANI	2:30.462	2:30.127	4	+ 0.335
28	47	31.792	3	18	1:03.914	2	18	54.368	2	4	CREA	2:30.829	2:31.125	7	+ 0.296
29	53	31.808	2	14	1:04.400	6	43	54.709	4	43	SENZACQUA	2:31.121	2:32.135	8	+ 1.014
30	43	31.957	9	4	1:04.409	7	47	55.191	4	47	TANTUCCI	2:31.490	2:30.138	3	+ 1.352
31	6	32.030	7	43	1:04.455	6	12	55.692	8	14	M PARADISI	2:32.876	2:33.348	6	+ 0.472
32	18	32.180	4	47	1:04.507	4	14	55.829	6	52	MONTESI	2:34.502	2:35.390	2	+ 0.888
33	4	32.188	3	52	1:05.535	2	52	56.038	8	12	BAFFA	2:34.843	2:34.843	8	+ 0.000
34	14	32.647	7	12	1:05.978	8	37	56.542	3	37	PERUZZINI	2:37.068	2:37.274	3	+ 0.206
35	52	32.929	3	37	1:07.358	3	36	57.175	6	36	MULAS	2:40.833	2:41.733	5	+ 0.900
36	37	33.168	4	36	1:09.884	5	8	58.516	9	8	FASOLINO	2:44.722	2:45.411	9	+ 0.689
37	12	33.173	8	8	1:10.983	7	16	1:43.796	4	16	CENCI	3:11.005	2:11.606	4	+ 59.39

'Perfect Lap' - 2:01.499



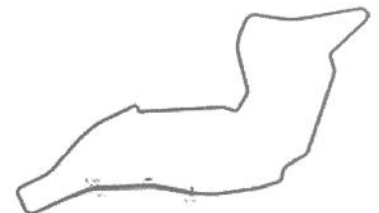
Weather/Track: Sun/Dry



Circuit Length - 4.909 kilometres  
Autodromo Enzo e Dino Ferrari  
Italy

# Trofeo Turismo Qualifying - Sector Analysis Report

Lap	S1 Time	S1 Spd	S2 Time	S2 Spd	S3 Time	S3 Spd	Lap Time	Pit	Lap	S1 Time	S1 Spd	S2 Time	S2 Spd	S3 Time	S3 Spd	Lap Time	Pit
<b>1 Giancarlo PERIOLI CUP</b>																	
1	10:56.733		1:07.286	137.9	51.547		12:55.566		7	28.943				1:45.090			2:14.033
2	29.632		58.705	147.9	1:12.524		2:40.861		8	32.395				1:51.694			2:24.089
3	29.902				1:47.758		2:17.660		9	28.294				1:45.184			2:13.478
4	28.474				1:45.567		2:14.041		10								2:19.865
5	28.712		1:11.444	137.9	2:35.575		4:15.731	Pit									
6	49.442				1:50.709		2:40.151										
<b>2 Walter LILLI CUP</b>																	
1	11:26.699				2:00.126		13:26.825		7	28.371				2:05.845			2:34.216
2	31.310		58.446	145.3	48.084		2:17.840		8	1:38.001				1:45.882			3:23.883
3	28.745				1:43.613		2:12.358		9	28.031				1:43.315			2:11.346
4	28.030				1:43.593		2:11.623		10	28.065				1:42.585			2:10.650
5	28.331				1:43.859		2:12.190										
6	28.090				1:43.892		2:11.982										
<b>3 Frederico LILLI BAR</b>																	
1	11:27.799		1:06.816	128.2	53.796		13:28.411		6	29.750		1:00.274	131.8	1:06.763			2:36.787
2	30.309		1:01.206	132.5	50.079		2:21.594		7	1:33.536		59.543	132.6	50.336			3:23.415
3	29.503		59.206	133.0	49.507		2:18.216		8	30.140		59.794	120.5	51.308			2:21.242
4	29.431		59.684	133.9	49.788		2:18.903		9	29.493		58.897	133.4	49.626			2:18.016
5	44.109		1:01.239	131.5	50.975		2:36.323										
<b>4 Saverio CREA AR3</b>																	
1	11:03.916		1:13.772	105.5	1:00.926		13:18.614		6	33.266				1:58.766			2:32.032
2	33.474				2:07.935		2:41.409		7	32.484		1:04.409	118.6	54.232			2:31.125
3	32.188		1:04.962	121.2	54.529		2:31.679		8	32.890				1:58.458			2:31.348
4	32.818				2:02.271		2:35.089										
5	35.317		1:10.308	113.9	1:00.255		2:45.880										
<b>6 Pasqualino AMODEO AR3</b>																	
1	10:59.181		1:07.446	113.2	55.457		13:02.084		6	32.350		1:02.690	118.5	53.409			2:28.449
2	32.596		1:03.163	122.0	55.388		2:31.147		7	32.030		1:03.348	119.4	53.644			2:29.022
3	32.276		1:02.924	125.4	53.449		2:28.649		8	32.075		1:02.974	122.7	53.432			2:28.481
4	38.345		1:20.994	90.5	3:49.759		5:49.098	Pit	9	37.375		1:19.399	98.1	1:06.527			3:03.301
5	59.272		1:14.437	100.3	57.591		3:11.300										
<b>7 Riccardo ROGARI AR3</b>																	
1	11:02.928		1:22.698	100.0	55.763		13:21.389		5	51.101		1:13.148	121.8	53.751			2:58.000
2	32.131		1:03.875	122.4	53.542		2:29.548		6	31.709		1:01.995	121.0	53.421			2:27.125
3	31.451		1:03.842	121.3	54.113		2:29.406		7	44.404		1:22.576	93.9	2:18.268			4:25.248
4	31.944		1:05.416	110.4	4:16.991		5:54.351	Pit									



Circuit Length - 4.909 kilometres  
Autodromo Enzo e Dino Ferrari  
Italy

Weather/Track: Sun/Dry

# Trofeo Turismo Qualifying - Sector Analysis Report

Lap S1 Time S1 Spd S2 Time S2 Spd S3 Time S3 Spd Lap Time Pit Lap S1 Time S1 Spd S2 Time S2 Spd S3 Time S3 Spd Lap Time Pit

## 8 Davide FASOLINO

AR3

1	11:13.699	1:20.964	106.5	1:03.638	13:38.301	6	36.693	1:12.885	116.2	1:00.189	2:49.767
2	37.296			3:15.644	3:52.940	7	36.218	1:10.983	114.4	59.413	2:46.614
3	52.407	1:14.730	116.1	1:00.012	3:07.149	8	35.796			2:10.504	2:46.300
4	36.982	1:12.369	115.5	59.978	2:49.329	9	35.223	1:11.672	116.1	58.516	2:45.411
5	36.286			2:10.789	2:47.075						

## 9 Ricci ALUNNO

BAR

1	11:06.965	1:10.649	110.8	54.855	13:12.469	6	30.057	1:00.810	131.7	51.007	2:21.874
2	31.089	1:02.652	129.9	52.792	2:26.533	7	30.447	1:01.683	131.3	51.819	2:23.949
3	32.145	1:01.484	130.5	52.296	2:25.925	8	30.419	1:00.901	131.7	51.818	2:23.138
4	30.446			1:53.660	2:24.106	9	30.550	1:01.746	128.5	51.796	2:24.092
5	33.749	1:05.166	128.1	55.679	2:34.594						

## 10 Daniel BISCOTTI

BAR

1	11:28.113	1:07.009	130.1	56.258	13:31.380	6	30.521	1:02.915	131.0	51.194	2:24.630
2	31.754	1:03.314	132.0	53.054	2:28.122	7	31.073	1:08.945	124.1	51.245	2:31.263
3	30.727	1:01.130	129.8	51.665	2:23.522	8	32.051	1:03.939	123.5	1:20.562	2:56.552
4	30.787			2:18.724	2:49.511						Pit
5	1:01.622	1:03.954	121.8	52.764	2:58.340						

## 12 Davide BAFFA

AR3

1	11:42.553	1:18.583	103.5	1:00.771	14:01.907	6	33.451	1:10.929	85.1	59.440	2:43.820
2	34.520			2:04.815	2:39.335	7	33.943	1:15.610	116.1	56.739	2:46.292
3	33.680	1:07.157	120.6	57.249	2:38.086	8	33.173	1:05.978	119.3	55.692	2:34.843
4	38.418	1:15.824	113.3	1:04.145	2:58.387	9	37.788	1:35.164		1:12.391	3:25.343
5	38.244	1:17.442	101.0	1:00.911	2:56.597						

## 14 M PARADISI

AR3

1	10:58.166	1:12.444	113.0	59.035	13:09.645	7	32.647	1:05.534	118.4	56.546	2:34.727
2	34.204	1:08.841	117.9	57.846	2:40.891	8	33.362	1:05.231	117.7	55.964	2:34.557
3	33.066	1:06.748	126.3	56.997	2:36.811	9	32.879	1:04.777	117.6	56.632	2:34.288
4	33.138	1:05.318	117.0	56.799	2:35.255	10	32.993	1:05.969	115.8	56.531	2:35.493
5	33.754	1:07.683	120.6	1:09.658	2:51.095						
6	33.119	1:04.400	119.0	55.829	2:33.348						

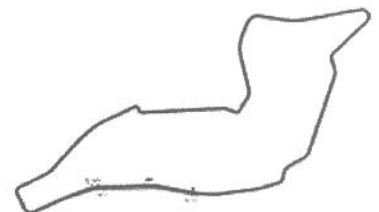
## 15 Gianpiero SENSI

CUP

1					12:48.679	8	27.779	55.016	146.3	47.050	2:09.845
2	28.207	56.060	144.1	47.966	2:12.233	9	27.887			1:48.213	2:16.100
3	27.936			1:43.095	2:11.031	10	27.412			1:43.171	2:10.583
4	27.923			1:43.128	2:11.051	11					2:11.155
5	27.988			1:45.954	2:13.942	12	27.626	58.309	139.8	49.432	2:15.367
6	27.755			1:47.564	2:15.319						
7	27.934			1:42.670	2:10.604						



Weather/Track: Sun/Dry



Circuit Length - 4.909 kilometres  
Autodromo Enzo e Dino Ferrari  
Italy

# Trofeo Turismo Qualifying - Sector Analysis Report

Lap S1 Time S1 Spd S2 Time S2 Spd S3 Time S3 Spd Lap Time Pit Lap S1 Time S1 Spd S2 Time S2 Spd S3 Time S3 Spd Lap Time Pit

16 Claudio CENCI										CUP		
1		11:55.972	107.4			12:50.842		7	44.695		1:45.470	2:30.165
2	28.533			1:44.531		2:13.064		8	27.938		1:45.872	2:13.810
3	27.882			1:44.438		2:12.320		9	28.175		1:44.739	2:12.914
4	27.810			1:43.796		2:11.606		10	27.623		1:44.193	2:11.816
5	27.644			1:44.067		2:11.711		11	27.489		2:06.415	2:33.904
6	29.766	59.720	144.1	1:53.309		3:22.795	Pit					

18 Lorenzo LUCIANI										AR3		
1	11:43.356	1:18.472	108.9	1:00.107		14:01.935		4	32.180		1:57.947	2:30.127
2	32.506	1:03.914	122.8	54.368		2:30.788						
3	33.187			2:00.869		2:34.056						

20 Carlo FERRARI										GT			
1	11:12.115	1:05.058	151.2	50.196		13:07.369		7	26.996	52.430	166.9	44.137	2:03.563
2	27.949	55.747	165.3	46.546		2:10.242		8	25.919	51.917	165.3	44.378	2:02.214
3	26.332	53.977	164.8	46.021		2:06.330		9	25.690	54.561	138.1	47.912	2:08.163
4	25.985	52.269	165.8	43.892		2:02.146		10	25.896	1:06.460	128.8	53.976	2:26.332
5	25.957	1:21.166	136.0	49.056		2:36.179		11	31.181	1:00.371	127.6	51.805	2:23.357
6	27.812	57.608	163.1	44.334		2:09.754							

21 Gabriele PIERALISI										GT			
1	11:06.693	1:04.910	150.0	51.074		13:02.677		6	26.970	55.758	163.3	46.350	2:09.078
2	27.533	55.050	161.1	47.821		2:10.404		7	27.369	53.818	163.3	45.441	2:06.628
3	27.488	56.914	152.3	1:05.172		2:29.574	Pit	8	26.529	55.041	162.1	45.384	2:06.954
4	6:03.238	58.411	160.4	47.066		7:48.715		9	26.755	54.455	162.8	45.725	2:06.935
5	27.348	58.478	155.3	46.070		2:11.896							

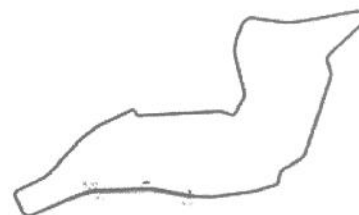
24 Fabrizio CAPRIONI										MIN			
1	11:43.924			1:58.299		13:42.223		7	28.858			1:46.681	2:15.539
2						2:17.468		8	29.027			1:48.761	2:17.788
3	28.759			1:49.293		2:18.052		9	37.425			2:10.499	2:47.924
4	29.223			1:47.483		2:16.706		10	28.455			1:46.948	2:15.403
5	29.050			1:47.186		2:16.236							
6	28.908	58.556	143.2	49.037		2:16.501							

25 Tonini SCOCCO										E1			
1						13:56.528		7	30.075			1:49.174	2:19.249
2	29.893			1:50.945		2:20.838		8	28.527			1:52.472	2:20.999
3	29.009			1:49.853		2:18.862		9	28.775			1:48.458	2:17.233
4	29.272			3:59.334		4:28.606	Pit	10					2:21.286
5	46.135			1:53.669		2:39.804							
6	29.279			1:49.194		2:18.473							



Weather/Track: Sun/Dry

Printed at 10:47, Sunday, 24 June, 2012  
© MST Systems Ltd, 2010 (www.mstworld.com)



Circuit Length - 4.909 kilometres  
Autodromo Enzo e Dino Ferrari  
Italy

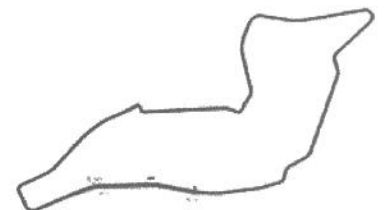
# Trofeo Turismo Qualifying - Sector Analysis Report

Lap	S1 Time	S1 Spd	S2 Time	S2 Spd	S3 Time	S3 Spd	Lap Time	Pit	Lap	S1 Time	S1 Spd	S2 Time	S2 Spd	S3 Time	S3 Spd	Lap Time	Pit
<b>26 Maurizio NARCISI</b>																	
1	12:03.386				2:29.481		14:32.867		6	30.753		1:03.687	129.3		56.477		2:30.917
2	37.011				2:17.930		2:54.941		7	40.205					3:10.464		3:50.669 Pit
3	34.201				2:08.498		2:42.699		8	44.799					1:59.370		2:44.169
4	32.233				1:57.748		2:29.981		9	30.600		1:00.519	132.3		52.116		2:23.235
5	30.895				1:57.543		2:28.438										
<b>27 Enrico MARTINI</b>																	
1		11:44.800	157.6				12:35.262		8	27.484					1:44.637		2:12.121
2	28.487	56.719	157.2		46.890		2:12.096		9	26.759		53.852	155.6		45.422		2:06.033
3	27.143	54.429	156.5		45.600		2:07.172		10	27.761		54.512	159.7		45.457		2:07.730
4	26.139	55.680	152.7		47.312		2:09.131		11	30.006		56.774	156.0		46.402		2:13.182
5	26.060	54.653	157.6		45.005		2:05.718		12	25.825					1:39.087		2:04.912
6	27.987				1:44.796		2:12.783										
7	26.445	56.063	160.7		46.931		2:09.439										
<b>28 Marco ALBONETTI</b>																	
1	11:37.499				1:57.788		13:35.287		7	28.169		56.140	137.2		47.912		2:12.221
2	31.092	1:00.357	141.7		51.883		2:23.332		8	28.012		57.272	138.6		2:46.806		4:12.090 Pit
3	28.715	58.647	143.6		50.304		2:17.666		9	44.840		56.615	144.9		48.496		2:29.951
4	28.212	56.555	141.9		48.091		2:12.858		10	29.134		55.935	144.3		47.867		2:12.936
5	32.131	56.714	146.1		47.896		2:16.741										
6	28.381	57.284	142.2		47.865		2:13.530										
<b>29 Andrea DONI</b>																	
1	11:44.658	1:11.515	133.0		53.505		13:49.678		7	29.130		58.818	142.4		47.934		2:15.882
2	29.029	58.737	144.1		49.698		2:17.464		8	29.595		57.207	145.1		48.067		2:14.869
3	28.841	57.945	145.1		52.431		2:19.217		9	28.023		58.040	147.7		48.214		2:14.277
4	28.917	57.858	145.3		48.509		2:15.284		10	28.580		56.993	145.1		49.278		2:14.851
5	33.095	1:02.094	135.3		54.889		2:30.078		11	29.506		1:02.096	140.0		50.584		2:22.186
6	28.884	57.765	144.7		48.472		2:15.121										
<b>30 Giuseppe RAMACCI</b>																	
1	10:53.593	1:10.812	116.2		54.897		12:59.302		7	31.961		1:04.867	95.5		1:14.772		2:51.600 Pit
2	31.207	1:04.296	133.9		53.474		2:28.977		8	2:13.047		1:05.766	127.5		54.399		4:13.212
3	30.725	1:04.635	128.8		52.717		2:28.077		9	30.268		1:01.049	130.9		51.056		2:22.373
4	30.757	1:02.293	128.1		51.485		2:24.535		10	30.107		1:01.485	127.8		51.807		2:23.399
5	31.431	1:03.281	129.0		58.964		2:33.676										
6	30.295	1:01.689	133.0		51.106		2:23.090										
<b>32 Paolo FRULLINI</b>																	
1							13:36.667		7								4:17.312 Pit
2							2:15.768		8								2:31.197
3							2:12.909		9								2:11.121
4							2:14.164		10								2:12.151
5							2:13.695										
6							2:12.434										



Weather/Track: Sun/Dry

Printed at 10:47, Sunday, 24 June, 2012  
© MST Systems Ltd, 2010 (www.mstworld.com)



Circuit Length - 4.909 kilometres  
Autodromo Enzo e Dino Ferrari  
Italy

# Trofeo Turismo Qualifying - Sector Analysis Report

Lap S1 Time S1 Spd S2 Time S2 Spd S3 Time S3 Spd Lap Time Pit Lap S1 Time S1 Spd S2 Time S2 Spd S3 Time S3 Spd Lap Time Pit

## 34 Michele SABIA

GT

1	11:08.652	1:05.402	144.5	49.899	13:03.953	7	28.947	59.441	148.9	48.271	2:16.659
2	28.937	58.285	148.7	49.299	2:16.521	8	28.172	58.454	146.3	48.479	2:15.105
3	28.984	58.099	148.3	47.613	2:14.696	9	28.542	58.437	144.3	49.574	2:16.553
4	28.161	57.598	146.3	47.678	2:13.437	10	28.133	56.880	147.3	47.382	2:12.395
5	28.533	59.605	136.3	48.309	2:16.447	11	28.542	58.092	148.1	47.823	2:14.457
6	28.929	1:04.374	140.2	49.339	2:22.642						

## 35 Omar FIORUCCI

E1

1	11:17.503	1:05.157	134.3	51.254	13:13.914	7	31.609	1:02.747	137.2	3:16.201	4:50.557 Pit
2	29.558	57.132	146.3	52.097	2:18.787	8	43.973	57.610	154.0	47.662	2:29.245
3	29.409	58.551	155.6	47.386	2:15.346	9	26.485	55.874	153.1	47.263	2:09.622
4	27.391	56.544	150.6	46.831	2:10.766	10	27.384	55.376	157.4	46.129	2:08.889
5	26.369	55.804	156.2	46.123	2:08.296						
6	27.002	55.178	154.5	46.524	2:08.704						

## 36 Manuel MULAS

AR3

1	11:12.234	1:17.959	106.8	1:04.967	13:35.160	6	34.547	1:12.118	114.4	57.175	2:43.840
2	36.098	1:12.813	117.0	59.824	2:48.735	7	33.945	1:09.973	112.8	59.496	2:43.414
3	35.480	1:12.698	111.1	58.578	2:46.756	8	33.932	1:11.364	113.6	2:03.961	3:49.257 Pit
4	34.759	1:11.401	117.9	58.149	2:44.309						
5	33.774	1:09.884	113.5	58.075	2:41.733						

## 37 Manuel PERUZZINI

AR3

1	11:05.539	1:18.606	87.5	1:00.582	13:24.727	6	34.511	1:13.336	116.0	59.354	2:47.201
2	34.534	1:12.199	112.1	59.820	2:46.553	7	33.861	1:10.530	102.0	57.761	2:42.152
3	33.374	1:07.358	121.0	56.542	2:37.274	8	34.725	1:19.433	83.5	1:03.684	2:57.842
4	33.168	1:07.923	117.0	56.616	2:37.707	9	33.259	1:17.216	91.9	1:00.519	2:50.994
5	33.660	1:09.633	115.3	56.771	2:40.064						

## 42 Arturo PUCCIARELLI

E1

1	11:16.197			1:57.438	13:13.635	7	28.108			3:09.948	3:38.056 Pit
2	29.526			1:49.322	2:18.848	8	39.368	56.313	145.7	47.777	2:23.458
3	27.944			1:43.932	2:11.876	9	27.368			1:41.629	2:08.997
4	28.190			1:44.258	2:12.448	10	27.082			1:40.862	2:07.944
5	27.857			1:42.250	2:10.107						
6	27.974			1:41.895	2:09.869						

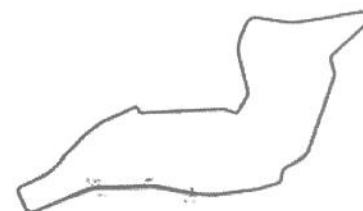
## 43 Roberta SENZACQUA

AR3

1	12:05.294	1:15.329	116.6	59.301	14:19.924	6	32.576	1:04.455	125.0	1:59.032	3:36.063 Pit
2	33.738	1:06.713	120.1	55.308	2:35.759	7	41.770			2:00.440	2:42.210
3	32.322			2:00.844	2:33.166	8	32.300	1:04.745	120.9	55.090	2:32.135
4	32.306	1:05.756	124.5	54.709	2:32.771	9	31.957	1:04.746	125.8	55.518	2:32.221
5	33.831	1:06.006	126.6	56.641	2:36.478						



Weather/Track: Sun/Dry



Circuit Length - 4.909 kilometres  
Autodromo Enzo e Dino Ferrari  
Italy

## Trofeo Turismo Qualifying - Sector Analysis Report

Lap	S1 Time	S1 Spd	S2 Time	S2 Spd	S3 Time	S3 Spd	Lap Time	Pit	Lap	S1 Time	S1 Spd	S2 Time	S2 Spd	S3 Time	S3 Spd	Lap Time	Pit
<b>44 Domenico GAUDANZI</b>																	
<b>AR3</b>																	
1	12:04.809		1:11.025	120.5	54.087		14:09.921		6	52.469		1:15.825	116.7	54.870		3:03.164	
2	31.470		1:03.418	121.0	53.610		2:28.498		7	32.031		1:05.385	117.3	1:02.499		2:39.915	
3	31.181		1:02.508	134.3	54.108		2:27.797		8	37.729		1:03.839	119.4	58.243		2:39.811	
4	31.064		1:03.084	120.1	53.640		2:27.788		9	34.694		1:13.820	108.0	58.962		2:47.476	
5	44.151		1:23.228		2:30.365		4:37.744	Pit									
<b>45 Fabrizio TABLO</b>																	
<b>CUP</b>																	
1			11:59.414	140.4			12:50.546		6	47.018		1:00.366	138.6	48.427		2:35.811	
2	28.127				1:43.044		2:11.171		7	28.610				1:49.810		2:18.420	
3	27.835				1:43.818		2:11.653		8	27.839				1:41.447		2:09.286	
4	28.211				1:43.484		2:11.695		9	27.643				1:42.174		2:09.817	
5	30.137		1:01.519	128.8	4:54.521		6:26.177	Pit									
<b>46 Ernesto GALLI</b>																	
<b>BAR</b>																	
1	12:00.962		1:11.283	123.4	52.359		14:04.604		7	30.049		58.986	131.0	49.993		2:19.028	
2	31.517		59.522	133.9	51.275		2:22.314		8	29.777		58.797	131.3	50.573		2:19.147	
3	30.972		59.765	130.4	50.293		2:21.030		9	42.128		1:24.262		2:01.291		4:07.681	Pit
4	30.090		59.342	131.0	50.095		2:19.527		10	54.500		1:07.762	123.8	52.410		2:54.672	
5	29.986		1:00.533	130.1	50.320		2:20.839										
6	29.924		59.214	132.1	50.285		2:19.423										
<b>47 Cesarino TANTUCCI</b>																	
<b>AR3</b>																	
1	11:22.708				2:05.611		13:28.319		6	35.187		1:07.257	107.7	57.564		2:40.008	
2	32.055		1:06.130	120.9	55.720		2:33.905		7	32.140				1:58.635		2:30.775	
3	31.792				1:58.346		2:30.138		8	31.980				2:00.390		2:32.370	
4	31.865		1:04.507	117.9	55.191		2:31.563		9	32.037		1:05.337	108.2	1:04.445		2:41.819	
5	32.229		1:31.879	116.8	56.966		3:01.074										
<b>48 SPADINO</b>																	
<b>CUP</b>																	
1			11:54.484	139.1			12:45.162		6	27.221		55.005	150.0	46.636		2:08.862	
2	28.593		56.660	147.7	46.921		2:12.174		7	27.525				1:41.605		2:09.130	
3	27.435				1:41.879		2:09.314		8	32.507		1:09.290	118.5	53.711		2:35.508	
4	37.162				5:36.863		6:14.025	Pit	9	27.202		54.568	146.9	46.369		2:08.139	
5	48.556				1:46.374		2:34.930										
<b>49 Umberto CANTU</b>																	
<b>A30</b>																	
1	11:35.914				1:54.996		13:30.910		3	30.052				1:51.695		2:21.747	
2	31.232				1:53.476		2:24.708										



Circuit Length - 4.909 kilometres  
Autodromo Enzo e Dino Ferrari  
Italy

Weather/Track: Sun/Dry

Printed at 10:47, Sunday, 24 June, 2012  
© MST Systems Ltd, 2010 (www.mstworld.com)

Page 6



# Trofeo Turismo Qualifying - Sector Analysis Report

Lap S1 Time S1 Spd S2 Time S2 Spd S3 Time S3 Spd Lap Time Pit Lap S1 Time S1 Spd S2 Time S2 Spd S3 Time S3 Spd Lap Time Pit

50 Lorenzo PEGORARO					N30						
1	11:18.710	1:04.635	128.1	53.787	13:17.132	7	28.447	56.794	137.9	51.494	2:16.735
2	28.767	58.706	140.4	49.824	2:17.297	8	28.691	1:06.893	96.6	1:08.159	2:43.743
3	28.512	59.116	137.9	48.853	2:16.481	9	28.257	1:18.089	131.3	48.796	2:35.142
4	30.319	57.278	140.6	49.317	2:16.914	10	33.210	1:04.019	139.3	51.266	2:28.495
5	28.200	56.690	138.9	48.398	2:13.288						
6	28.553	56.130	141.7	49.104	2:13.787						

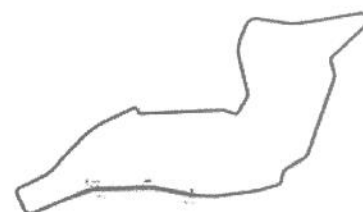
51 Valentino LILLI					CUP						
1	13:06.414			1:47.757	14:54.171	6	27.486	54.437	144.3	46.275	2:08.198
2	27.824			1:43.863	2:11.687	7	31.863	59.908	122.5	51.082	2:22.853
3	27.469	54.648	144.5	46.864	2:08.981	8	27.519	54.270	147.3	47.476	2:09.265
4	28.678	56.227	140.4	1:51.932	3:16.837 Pit	9	27.379	54.672	147.9	47.597	2:09.648
5	48.647	1:14.796	85.9	1:03.287	3:06.730						

52 Michele MONTESI					AR3						
1	11:53.990			2:09.207	14:03.197	6	33.706	1:07.898	108.9	56.843	2:38.447
2	33.332	1:05.535	119.4	56.523	2:35.390	7	33.169	1:06.675	114.8	1:54.431	3:34.275 Pit
3	32.929	1:08.071	112.2	56.571	2:37.571	8	45.896	1:07.850	117.1	56.038	2:49.784
4	33.048	1:08.910	112.9	57.350	2:39.308	9	33.208	1:06.317	118.2	58.534	2:38.059
5	33.585	1:10.106	110.5	58.632	2:42.323						

53 Nicolas SERI					A13						
1	11:50.605	1:09.726	124.8	55.854	13:56.185	7	32.004	1:05.724	124.5	53.908	2:31.636
2	31.808	1:03.017	127.2	54.006	2:28.831	8	32.320	1:02.373	123.1	54.425	2:29.118
3	32.145	1:03.042	124.7	53.089	2:28.276	9	32.520	1:03.099	123.1	54.827	2:30.446
4	31.937	1:04.451	127.0	53.112	2:29.500	10	35.082	1:08.184	120.0	58.682	2:41.948
5	32.323	1:03.508	126.1	54.282	2:30.113						
6	32.023	1:02.095	126.7	53.417	2:27.535						



Weather/Track: Sun/Dry



Circuit Length - 4.909 kilometres  
Autodromo Enzo e Dino Ferrari  
Italy

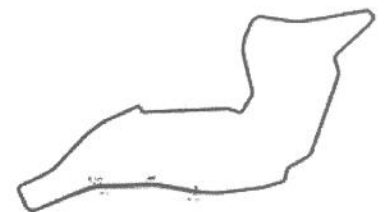
## Trofeo Turismo Qualifying - Best Sector Speeds Report

SECTOR 1		SECTOR 2		SECTOR 3	
POS	NO SPEED TRAP AVAILABLE	NO	NAME	SPEED	LAP
		20	FERRARI	166.9	7
		21	PIERALISI	163.3	6
		27	MARTINI	160.7	7
		35	FIORUCCI	157.4	10
		48	SPADINO	150.0	6
		34	SABIA	148.9	7
		1	PERIOLI	147.9	2
		51	LILLI	147.9	9
		29	DONI	147.7	9
		15	SENSI	146.3	8
		28	ALBONETTI	146.1	5
		42	PUCCIARELLI	145.7	8
		2	LILLI	145.3	2
		16	CENCI	144.1	6
		24	CAPRIONI	143.2	6
		50	PEGORARO	141.7	6
		45	TABLO	140.4	1
		44	GAUDANZI	134.3	3
		3	LILLI	133.9	4
		30	RAMACCI	133.9	2
		46	GALLI	133.9	2
		26	NARCISI	132.3	9
		10	BISCOTTI	132.0	2
		9	ALUNNO	131.7	6
		53	SERI	127.2	2
		43	SENZACQUA	126.6	5
		14	M PARADISI	126.3	3
		6	AMODEO	125.4	3
		18	LUCIANI	122.8	2
		7	ROGARI	122.4	2
		4	CREA	121.2	3
		37	PERUZZINI	121.0	3
		47	TANTUCCI	120.9	2
		12	BAFFA	120.6	3
		52	MONTESI	119.4	2
		36	MULAS	117.9	4
		8	FASOLINO	116.2	6



Weather/Track: Sun/Dry

Printed at 10:46, Sunday, 24 June, 2012  
© MST Systems Ltd, 2010 (www.mstworld.com)



Circuit Length - 4.909 kilometres  
Autodromo Enzo e Dino Ferrari  
Italy

## Trofeo Turismo FREE PRACTICE

POS	NO	CL	NAT	TIME	LAPS	GAP	KPH
1	20	GT	Carlo FERRARI	2:04.852	10		141.54
2	28	CUP	Marco ALBONETTI	2:06.491	7	1.639	139.71
3	27	GT	Enrico MARTINI	2:07.709	11	2.857	138.38
4	21	GT	Gabriele PIERALISI	2:07.897	10	3.045	138.17
5	45	CUP	Fabrizio TABLO	2:09.880	10	5.028	136.06
6	51	CUP	Valentino LILLI	2:10.610	11	5.758	135.30
7	48	CUP	SPADINO	2:10.851	10	5.999	135.05
8	16	CUP	Claudio CENCI	2:11.334	9	6.482	134.56
9	15	CUP	Gianpiero SENSI	2:11.488	9	6.636	134.40
10	35	E1	Omar FIORUCCI	2:12.714	9	7.862	133.16
11	42	E1	Arturo PUCCIARELLI	2:12.791	8	7.939	133.08
12	32	N20	Paolo FRULLINI	2:12.919	10	8.067	132.95
13	2	CUP	Walter LILLI	2:13.626	10	8.774	132.25
14	29	CUP	Andrea DONI	2:15.355	9	10.503	130.56
15	49	A30	Umberto CANTU	2:15.558	5	10.706	130.36
16	50	N30	Lorenzo PEGORARO	2:15.984	8	11.132	129.95
17	24	MIN	Fabrizio CAPRIONI	2:18.288	9	13.436	127.79
18	3	BAR	Frederico LILLI	2:19.998	10	15.146	126.23
19	46	BAR	Ernesto GALLI	2:20.391	10	15.539	125.88
20	25	E1	Tonini SCOCCO	2:20.449	7	15.597	125.82
21	1	CUP	Giancarlo PERIOLI	2:23.989	9	19.137	122.73
22	9	BAR	Ricci ALUNNO	2:25.082	8	20.230	121.81
23	26	N16	Maurizio NARCISI	2:26.261	9	21.409	120.82
24	30	BAR	Giuseppe RAMACCI	2:26.320	6	21.468	120.77
25	7	AR3	Riccardo ROGARI	2:28.019	9	23.167	119.39
26	34	GT	Michele SABIA	2:28.173	6	23.321	119.26
27	10	BAR	Daniel BISCOTTI	2:29.530	7	24.678	118.18
28	43	AR3	Roberta SENZACQUA	2:30.106	7	25.254	117.73
29	18	AR3	Lorenzo LUCIANI	2:30.281	9	25.429	117.59
30	47	AR3	Cesarino TANTUCCI	2:30.356	9	25.504	117.53
31	4	AR3	Saverio CREA	2:32.271	9	27.419	116.05
32	36	AR3	Manuel MULAS	2:32.865	4	28.013	115.60
33	6	AR3	Pasqualino AMODEO	2:33.105	5	28.253	115.42
34	53	A13	Nicolas SERI	2:33.695	9	28.843	114.98
35	14	AR3	M PARADISI	2:33.944	6	29.092	114.79
36	12	AR3	Davide BAFFA	2:36.863	8	32.011	112.66
37	52	AR3	Michele MONTESI	2:42.985	7	38.133	108.43
38	37	AR3	Manuel PERUZZINI	2:44.688	8	39.836	107.30
39	8	AR3	Davide FASOLINO	2:49.553	9	44.701	104.22

Weather/Track: Sun /Dry

Imola  
Circuit Length = 4.9090 km.  
Start: 12:06 End: 12:31

Race Director:	Steward:	Timekeeper:
----------------	----------	-------------

## Trofeo Turismo Free Practice - Best Sector Times Report

POS	SECTOR 1			SECTOR 2			SECTOR 3			NO	NAME	IDEAL/BEST LAP COMPARISON			DIFF
	NO	TIME	LAP	NO	TIME	LAP	NO	TIME	LAP			NO	IDEAL	BEST	
1	20	25.968	7	20	54.440	8	20	44.283	7	20	FERRARI	2:04.691	2:04.852	7	+ 0.161
2	27	26.133	9	45	54.711	7	27	45.139	3	27	MARTINI	2:06.222	2:07.709	10	+ 1.487
3	21	26.407	6	27	54.950	6	21	45.418	5	21	PIERALISI	2:06.871	2:07.897	6	+ 1.026
4	48	27.511	9	21	55.046	9	51	46.654	9	45	TABLO	2:09.506	2:09.880	6	+ 0.374
5	51	27.677	8	48	55.367	8	45	47.048	9	48	SPADINO	2:10.095	2:10.851	8	+ 0.756
6	45	27.747	6	42	55.856	8	35	47.209	6	51	LILLI	2:10.303	2:10.610	9	+ 0.307
7	35	27.832	7	51	55.972	8	48	47.217	8	15	SENSI	2:11.596	2:11.488	9	+ 0.108
8	15	27.996	9	15	56.050	7	15	47.550	6	42	PUCCIARELL	2:12.051	2:12.791	8	+ 0.740
9	16	28.071	5	35	57.657	6	42	47.813	8	35	FIORUCCI	2:12.698	2:12.714	7	+ 0.016
10	42	28.382	5	50	57.793	4	16	48.605	6	16	CENCI	2:14.793	2:11.334	9	+ 3.459
11	50	28.631	4	16	58.117	6	50	49.340	5	50	PEGORARO	2:15.764	2:15.984	4	+ 0.220
12	29	28.913	9	24	58.760	8	24	49.919	8	24	CAPRIONI	2:17.961	2:18.288	7	+ 0.327
13	24	29.282	4	46	59.431	9	34	50.620	4	46	GALLI	2:20.099	2:20.391	9	+ 0.292
14	46	30.009	8	1	1:00.499	5	46	50.659	8	1	PERIOLI	2:21.552	2:23.989	4	+ 2.437
15	1	30.314	4	34	1:00.699	3	1	50.739	9	34	SABIA	2:22.241	2:28.173	5	+ 5.932
16	9	30.788	8	26	1:01.753	8	9	52.070	8	9	ALUNNO	2:25.082	2:25.082	8	+ 0.000
17	26	30.818	7	9	1:02.224	8	30	52.470	3	30	RAMACCI	2:26.320	2:26.320	3	+ 0.000
18	30	30.850	3	30	1:03.000	3	6	53.148	5	7	ROGARI	2:28.442	2:28.019	8	+ 0.423
19	34	30.922	2	6	1:03.076	5	7	53.470	5	6	AMODEO	2:28.683	2:33.105	3	+ 4.422
20	43	31.457	7	7	1:03.097	9	18	53.904	9	18	LUCIANI	2:29.571	2:30.281	6	+ 0.710
21	7	31.875	9	18	1:03.703	9	43	54.289	6	43	SENZACQUA	2:29.871	2:30.106	6	+ 0.235
22	18	31.964	6	43	1:04.125	7	53	54.639	6	53	SERI	2:31.666	2:33.695	6	+ 2.029
23	4	32.041	6	53	1:04.573	6	4	55.723	5	4	CREA	2:32.940	2:32.271	6	+ 0.669
24	14	32.336	6	4	1:05.176	8	14	56.160	6	14	M PARADISI	2:33.944	2:33.944	6	+ 0.000
25	53	32.454	5	14	1:05.448	6	8	58.858	9	26	NARCISI	2:38.744	2:26.261	2	+ 12.48
26	6	32.459	3	52	1:08.596	2	52	59.092	2	52	MONTESI	2:42.985	2:42.985	2	+ 0.000
27	37	33.909	4	37	1:11.116	8	26	1:06.173	9	8	FASOLINO	2:47.092	2:49.553	7	+ 2.461
28	52	35.297	2	8	1:12.204	8	37	1:06.581	8	37	PERUZZINI	2:51.606	2:44.688	5	+ 6.918

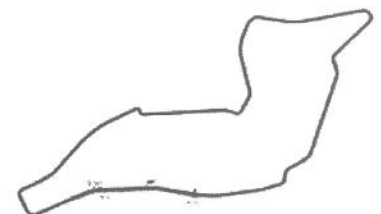
'Perfect Lap' - 2:04.691



Weather/Track: Sun/Dry

Printed at 12:49, Saturday, 23 June, 2012

© MST Systems Ltd, 2010 (www.mstworld.com)



Circuit Length - 4.909 kilometres  
Autodromo Enzo e Dino Ferrari  
Italy

Page 1

# Trofeo Turismo

## Free Practice - Best Sector Speeds Report

SECTOR 1			SECTOR 2		SECTOR 3	
POS	NO	SPEED TRAP AVAILABLE	NO	NAME	SPEED	LAP
	21			PIERALISI	164.1	6
	20			FERRARI	163.3	7
	27			MARTINI	159.5	1
	35			FIORUCCI	151.8	6
	15			SENSI	148.3	7
	48			SPADINO	147.3	7
	45			TABLO	147.1	3
	16			CENCI	146.9	6
	51			LILLI	146.5	11
	42			PUCCIARELLI	145.9	8
	1			PERIOLI	145.3	5
	53			SERI	139.7	5
	9			ALUNNO	139.3	6
	50			PEGORARO	138.9	6
	24			CAPRIONI	138.6	8
	34			SABIA	137.7	5
	43			SENZACQUA	134.4	6
	46			GALLI	133.1	10
	30			RAMACCI	130.9	3
	26			NARCISI	125.8	8
	18			LUCIANI	124.4	7
	7			ROGARI	123.8	9
	14			M PARADISI	121.3	6
	4			CREA	120.5	5
	6			AMODEO	118.2	5
	8			FASOLINO	116.0	9
	37			PERUZZINI	114.4	7
	52			MONTESI	113.2	2



Weather/Track: Sun/Dry

Printed at 12:50, Saturday, 23 June, 2012  
© MST Systems Ltd, 2010 (www.mstworld.com)



Circuit Length - 4.909 kilometres  
Autodromo Enzo e Dino Ferrari  
Italy

# Trofeo Turismo

## Free Practice - Sector Analysis Report

Lap S1 Time S1 Spd S2 Time S2 Spd S3 Time S3 Spd Lap Time Pit Lap S1 Time S1 Spd S2 Time S2 Spd S3 Time S3 Spd Lap Time Pit

### 1 Giancarlo PERIOLI

CUP

1	12:49.657	1:10.366	130.5	58.011	14:58.034	6	33.880		1:51.875	2:25.755
2	34.318	1:04.501	141.1	52.992	2:31.811	7	2:52.607		1:50.804	4:43.411
3	31.702	1:03.953	140.8	53.383	2:29.038	8	34.024	1:05.066	111.8	3:48.290 Pit
4	30.314			1:53.675	2:23.989	9	53.519	1:04.508	135.6	2:48.766
5	30.740	1:00.499	145.3	53.860	2:25.099					
										50.739

### 2 Walter LILLI

CUP

1					15:43.177	7				4:27.565
2					2:22.317	8				2:16.256
3					2:18.340	9				2:13.626
4					2:15.964	10				2:14.091
5					2:15.928					
6					2:18.132					

### 3 Frederico LILLI

BAR

1					15:14.930	7				2:21.662
2					2:28.341	8				2:19.998
3					2:26.610	9				2:25.480
4					2:24.113	10				2:26.837
5					2:23.385					
6					2:21.952					

### 4 Saverio CREA

AR3

1	12:35.822	1:18.459	100.6	1:03.394	14:57.675	6	32.041		2:00.230	2:32.271
2	36.687	1:10.564	110.6	1:01.568	2:48.819	7	32.327		2:00.617	2:32.944
3	34.186	1:11.828	110.7	58.200	2:44.214	8	33.887	1:05.176	120.5	2:35.232
4	36.022	1:12.564	120.4	56.309	2:44.895	9	54.603		2:17.819	3:12.422
5	34.869	1:07.717	120.5	55.723	2:38.309					

### 6 Pasqualino AMODEO

AR3

1	12:33.251	1:17.972	101.5	1:03.969	14:55.192	4	4:29.172	1:13.569	112.3	55.186	6:37.927
2	35.111	1:07.402	111.1	55.254	2:37.767	5	3:02.485	1:03.076	118.2	53.148	4:58.709
3	32.459	1:05.021	117.5	55.625	2:33.105						

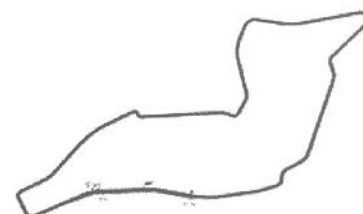
### 7 Riccardo ROGARI

AR3

1	12:37.420	1:14.213	102.1	1:04.029	14:55.662	6	32.175	1:03.564	117.0	55.829	2:31.568
2	35.091	1:07.708	121.3	54.695	2:37.494	7	38.835	1:26.296		58.894	3:04.025
3	32.519	1:09.425	120.9	54.189	2:36.133	8	31.953			1:56.066	2:28.019
4	31.948	1:03.931	121.2	53.737	2:29.616	9	31.875	1:03.097	123.8	53.927	2:28.899
5	33.720	1:04.095	119.3	53.470	2:31.285						



Weather/Track: Sun/Dry



Circuit Length - 4.909 kilometres  
Autodromo Enzo e Dino Ferrari  
Italy

Printed at 12:51, Saturday, 23 June, 2012  
© MST Systems Ltd, 2010 (www.mstworld.com)

Page 1

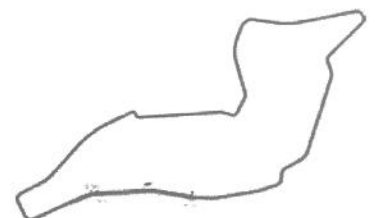
# Trofeo Turismo

## Free Practice - Sector Analysis Report

Lap	S1 Time	S1 Spd	S2 Time	S2 Spd	S3 Time	S3 Spd	Lap Time	Pit	Lap	S1 Time	S1 Spd	S2 Time	S2 Spd	S3 Time	S3 Spd	Lap Time	Pit
<b>8 Davide FASOLINO</b>																	
1	12:35.143		1:21.888	105.3	1:06.480		15:03.511		6	36.030		1:15.544	105.9	1:03.526		2:55.100	
2	37.771				2:19.551		2:57.322		7	36.700		1:12.662	115.6	1:00.191		2:49.553	
3	37.945		1:15.012	110.6	1:01.648		2:54.605		8	39.527		1:12.204	115.7	1:00.308		2:52.039	
4	36.244				2:16.692		2:52.936		9	39.145		1:14.114	116.0	58.858		2:52.117	
5	38.930		1:15.444	110.2	1:00.140		2:54.514										
<b>9 Ricci ALUNNO</b>																	
1					18:29.455				6			1:33.065	139.3			2:41.775	Pit
2					2:35.367				7	1:29.394		1:03.975	123.5	52.472		3:25.841	
3					2:30.214				8	30.788		1:02.224	129.0	52.070		2:25.082	
4					2:28.003												
5					2:26.605												
<b>10 Daniel BISCOTTI</b>																	
1					15:25.677				5							2:29.530	
2					5:47.644	Pit			6							2:42.933	
3					5:56.687				7							2:31.214	
4					2:36.276												
<b>12 Davide BAFFA</b>																	
1					16:51.144				6							2:46.957	
2					2:45.650				7							2:36.863	
3					2:37.006				8							2:42.442	
4					2:53.778												
5					2:45.497												
<b>14 M PARADISI</b>																	
1	12:40.409		1:14.288	111.3	1:03.764		14:58.461		5	32.926		1:06.405	120.5	57.380		2:36.711	
2	36.236				2:08.871		2:45.107		6	32.336		1:05.448	121.3	56.160		2:33.944	
3	33.136		1:16.129	119.8	58.216		2:47.481										
4	36.653		1:08.226	118.5	57.257		2:42.136										
<b>15 Gianpiero SENSI</b>																	
1	13:35.046		1:05.812	138.6	51.620		15:32.478		6	28.517		56.493	139.7	47.550		2:12.560	
2	29.056				1:48.715		2:17.771		7	2:40.500		56.050	148.3	1:41.709		5:18.259	Pit
3	30.198				1:52.842		2:23.040		8	40.981		1:00.057	134.6	48.264		2:29.302	
4	29.279				1:47.702		2:16.981		9	27.996				1:43.492		2:11.488	
5	28.102		56.802	141.3	52.542		2:17.446										



Weather/Track: Sun/Dry



Circuit Length - 4.909 kilometres  
Autodromo Enzo e Dino Ferrari  
Italy

# Trofeo Turismo

## Free Practice - Sector Analysis Report

Lap S1 Time S1 Spd S2 Time S2 Spd S3 Time S3 Spd Lap Time Pit Lap S1 Time S1 Spd S2 Time S2 Spd S3 Time S3 Spd Lap Time Pit

16 Claudio CENCI										CUP
1	13:24.828		2:00.992	15:25.820	6	28.973	58.117	146.9	48.605	2:15.695
2	31.567	1:00.079	137.4	52.055	2:23.701	7	2:42.169		3:01.533	5:43.702 Pit
3	30.461			1:50.562	2:21.023	8	41.613		1:46.137	2:27.750
4	30.291	58.757	143.2	48.953	2:18.001	9	28.252		1:43.082	2:11.334
5	28.071			1:51.548	2:19.619					

18 Lorenzo LUCIANI										AR3
1				17:07.450	6	31.964	1:03.980	123.5	54.337	2:30.281
2				2:35.625	7	32.129	1:04.962	124.4	54.603	2:31.694
3				2:31.585	8	32.675	1:05.751	119.0	55.485	2:33.911
4				2:32.799	9	32.734	1:03.703	123.4	53.904	2:30.341
5	34.349		2:03.163	2:37.512						

20 Carlo FERRARI										GT
1				15:48.937	7	25.968	54.601	163.3	44.283	2:04.852
2				2:17.355	8	26.768	54.440	161.6	47.311	2:08.519
3				3:08.245 Pit	9	26.635	1:19.985	118.6	55.134	2:41.754
4				2:24.911	10	34.273	58.936	127.9	52.095	2:25.304
5	26.586	56.741	148.9	45.669						
6	26.398	54.667	159.5	45.333						

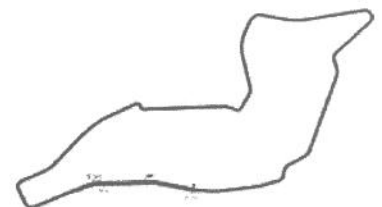
21 Gabriele PIERALISI										GT	
1	13:37.888	1:06.313	142.4	51.120	15:35.321	7	26.470	1:13.924	145.1	2:12.147	3:52.541 Pit
2	28.799	59.944	159.0	47.601	2:16.344	8	44.049	57.406	154.7	46.105	2:27.560
3	28.210	57.239	161.1	48.326	2:13.775	9	26.939	55.046	158.8	46.476	2:08.461
4	27.282	56.001	158.8	46.201	2:09.484	10	27.251	56.591	158.8	46.132	2:09.974
5	27.155	55.618	152.1	45.418	2:08.191						
6	26.407	55.329	164.1	46.161	2:07.897						

24 Fabrizio CAPRIONI										MIN	
1	14:07.581			1:52.413	15:59.994	6	3:08.063	58.783	137.9	50.832	4:57.678
2	33.060			1:46.054	2:19.114	7	29.497			1:48.791	2:18.288
3	35.468			1:52.063	2:27.531	8	30.100	58.760	138.6	49.919	2:18.779
4	29.282			1:51.294	2:20.576	9	29.932			1:49.575	2:19.507
5	59.188			2:30.458	3:29.646 Pit						

25 Tonini SCOCCO										E1
1				16:02.625	5					2:20.449
2				2:31.723	6					2:22.856
3				2:23.036	7					3:56.631 Pit
4				2:21.042						



Weather/Track: Sun/Dry



Circuit Length - 4.909 kilometres  
Autodromo Enzo e Dino Ferrari  
Italy



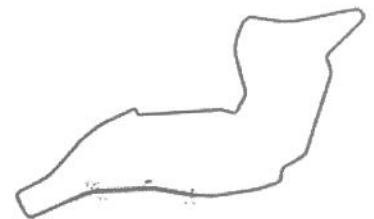
# Trofeo Turismo

## Free Practice - Sector Analysis Report

Lap	S1 Time	S1 Spd	S2 Time	S2 Spd	S3 Time	S3 Spd	Lap Time	Pit	Lap	S1 Time	S1 Spd	S2 Time	S2 Spd	S3 Time	S3 Spd	Lap Time	Pit
<b>26 Maurizio NARCISI</b>																	
1	14.09.508		1:59.513		16:09.021		6		30.994			1:56.821				2:27.815	
2	31.455		1:54.806		2:26.261		7		30.818			1:56.515				2:27.333	
3	35.574		1:57.480		2:33.054		8		31.805		1:01.753	125.8		2:32.747		4:06.305	Pit
4	31.361		1:58.087		2:29.448		9		55.741		1:21.654	94.3		1:06.173		3:23.568	
5	30.919		1:56.820		2:27.739												
<b>27 Enrico MARTINI</b>																	
1	12.12.003	58.000	159.5	46.700	13:56.703		7		29.630			1:42.296				2:11.926	
2	27.269			1:45.417	2:12.686		8		2:34.238		55.648	158.3		45.478		4:15.364	
3	30.659	59.591	140.2	45.139	2:15.389		9		26.133		55.649	155.8		47.419		2:09.201	
4	27.157	55.693	154.5	45.309	2:08.159		10		26.723		55.106	157.6		45.880		2:07.709	
5	31.446	55.494	157.2	45.284	2:12.224		11		26.617		56.270	157.6		45.281		2:08.168	
6	27.045	54.950	149.7	46.220	2:08.215												
<b>28 Marco ALBONETTI</b>																	
1					16:33.111		5									2:20.849	
2					2:06.491		6									4:27.602	
3					3:40.763	Pit	7									2:16.466	
4					2:33.308												
<b>29 Andrea DONI</b>																	
1					15:13.696		6									3:03.057	
2					2:25.357		7									2:28.951	
3					2:19.303		8									2:24.284	
4					2:18.484		9		28.913					1:46.442		2:15.355	
5					4:38.238	Pit											
<b>30 Giuseppe RAMACCI</b>																	
1	12:16.436	1:06.170	125.7	55.852	14:18.458		5		32.478		1:04.977	126.7		57.756		2:35.211	
2	32.603	1:04.427	124.1	53.526	2:30.556		6		35.075		1:04.724	123.5		57.831		2:37.630	
3	30.850	1:03.000	130.9	52.470	2:26.320												
4	11:50.364	1:07.045	112.6	55.670	13:53.079												
<b>32 Paolo FRULLINI</b>																	
1					14:58.278		7									2:31.674	
2					2:23.139		8									2:12.919	
3					2:16.703		9									2:15.449	
4					2:15.108		10									2:14.785	
5					2:13.872												
6					3:45.558	Pit											



Weather/Track: Sun/Dry



Circuit Length - 4.909 kilometres  
Autodromo Enzo e Dino Ferrari  
Italy

# Trofeo Turismo

## Free Practice - Sector Analysis Report

Lap S1 Time S1 Spd S2 Time S2 Spd S3 Time S3 Spd Lap Time Pit Lap S1 Time S1 Spd S2 Time S2 Spd S3 Time S3 Spd Lap Time Pit

### 34 Michele SABIA

Lap	S1 Time	S1 Spd	S2 Time	S2 Spd	S3 Time	S3 Spd	Lap Time	Pit	S1 Time	S1 Spd	S2 Time	S2 Spd	S3 Time	S3 Spd	Lap Time	Pit
1	12:54.006		1:04.605	132.3	57.188		14:55.799		5	32.112	1:03.316	137.7	52.745		2:28.173	
2	30.922		1:04.187	129.0	1:11.940		2:47.049		6	34.782	1:04.189	129.1	51.201		2:30.172	
3	3:03.649		1:00.699	136.5	51.242		4:55.590									
4	9:36.209			134.1	50.620		10:17.605									

GT

### 35 Omar FIORUCCI

Lap	S1 Time	S1 Spd	S2 Time	S2 Spd	S3 Time	S3 Spd	Lap Time	Pit	S1 Time	S1 Spd	S2 Time	S2 Spd	S3 Time	S3 Spd	Lap Time	Pit
1	15:06.922		1:03.379	133.6	50.826		17:01.127		6	42.369	57.657	151.8	47.209		2:27.235	
2	30.155		1:00.034	148.9	50.052		2:20.241		7	27.832			1:44.882		2:12.714	
3	27.890		58.836	143.2	48.521		2:15.247		8	33.378	1:13.655	137.4	59.202		2:46.235	
4	28.227		58.804	145.1	49.083		2:16.114		9	32.400	59.903	135.1	50.375		2:22.678	
5	30.147		57.680	151.4	2:16.084		3:43.911	Pit								

E1

### 36 Manuel MULAS

Lap	S1 Time	S1 Spd	S2 Time	S2 Spd	S3 Time	S3 Spd	Lap Time	Pit	S1 Time	S1 Spd	S2 Time	S2 Spd	S3 Time	S3 Spd	Lap Time	Pit
1							14:53.335		4						2:32.865	
2							2:41.365									
3							5:10.077									

AR3

### 37 Manuel PERUZZINI

Lap	S1 Time	S1 Spd	S2 Time	S2 Spd	S3 Time	S3 Spd	Lap Time	Pit	S1 Time	S1 Spd	S2 Time	S2 Spd	S3 Time	S3 Spd	Lap Time	Pit
1							14:54.278		6						2:46.516	
2							5:36.105		7		1:46.363	114.4			2:44.778	
3							2:48.946		8	36.945	1:11.116	81.5	1:06.581		2:54.642	
4	33.909				2:13.985		2:47.894									
5							2:44.688									

AR3

### 42 Arturo PUCCIARELLI

Lap	S1 Time	S1 Spd	S2 Time	S2 Spd	S3 Time	S3 Spd	Lap Time	Pit	S1 Time	S1 Spd	S2 Time	S2 Spd	S3 Time	S3 Spd	Lap Time	Pit
1	13:15.588		1:09.051	112.0	55.577		15:20.216		6	29.352			3:03.497		3:32.849	Pit
2	31.613				5:24.480		5:56.093	Pit	7	45.459			1:46.756		2:32.215	
3	45.593				3:13.019		3:58.612	Pit	8	29.122	55.856	145.9	47.813		2:12.791	
4	42.569		58.420	137.4	49.931		2:30.920									
5	28.382		56.955	141.1	48.945		2:14.282									

E1

### 43 Roberta SENZACQUA

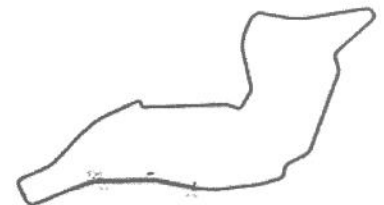
Lap	S1 Time	S1 Spd	S2 Time	S2 Spd	S3 Time	S3 Spd	Lap Time	Pit	S1 Time	S1 Spd	S2 Time	S2 Spd	S3 Time	S3 Spd	Lap Time	Pit
1	14:48.644		1:09.907	117.5	58.171		16:56.722		5	33.076	1:18.015	105.2	59.098		2:50.189	
2	34.726		1:06.963	122.1	57.949		2:39.638		6	31.580	1:04.237	134.4	54.289		2:30.106	
3	31.938		1:04.869	116.8	55.158		2:31.965		7	31.457	1:04.125	121.6	54.729		2:30.311	
4	33.958		1:08.913	119.0	59.475		2:42.346									

AR3

### 45 Fabrizio TABLO

Lap	S1 Time	S1 Spd	S2 Time	S2 Spd	S3 Time	S3 Spd	Lap Time	Pit	S1 Time	S1 Spd	S2 Time	S2 Spd	S3 Time	S3 Spd	Lap Time	Pit
1	14:14.722		1:03.461	138.9	49.685		16:07.868		7	240.055	54.711	142.1	47.297		4:22.063	
2	31.478				1:46.414		2:17.892		8	29.772			1:44.804		2:14.576	
3	32.150		57.019	147.1	49.511		2:18.680		9	28.560	55.907	142.2	47.048		2:11.515	
4	29.096		57.232	145.1	47.850		2:14.178		10	28.163			1:44.027		2:12.190	
5	28.053		55.874	147.1	48.312		2:12.239									
6	27.747				1:42.133		2:09.880									

CUP



Weather/Track: Sun/Dry

Circuit Length - 4.909 kilometres  
Autodromo Enzo e Dino Ferrari  
Italy

Printed at 12:51, Saturday, 23 June, 2012  
© MST Systems Ltd, 2010 (www.mstworld.com)

Page 5

# Trofeo Turismo

## Free Practice - Sector Analysis Report

Lap S1 Time S1 Spd S2 Time S2 Spd S3 Time S3 Spd Lap Time Pit Lap S1 Time S1 Spd S2 Time S2 Spd S3 Time S3 Spd Lap Time Pit

46 Ernesto GALLI										BAR	
1	14:59.671	1:03.635	130.1	53.497	16:56.803	7	30.111	1:00.026	132.8	50.679	2:20.816
2	30.437	1:02.164	127.9	52.084	2:24.685	8	30.009	1:00.808	133.0	50.659	2:21.476
3	30.356	1:00.858	132.1	50.798	2:22.012	9	30.044	59.431	130.7	50.916	2:20.391
4	30.132	1:01.270	129.4	52.118	2:23.520	10	30.304	1:00.239	133.1	51.023	2:21.566
5	30.336	1:01.614	131.7	51.031	2:22.981						
6	30.338	1:00.098	132.3	50.775	2:21.211						

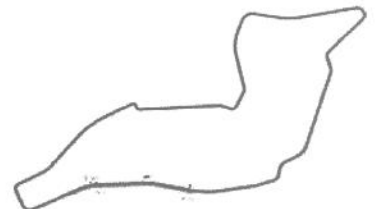
47 Cesarino TANTUCCI										AR3	
1					16:58.549	6					2:56.974
2					2:36.285	7					2:35.001
3					2:33.969	8					2:30.356
4					2:39.022	9					2:35.441
5					2:54.102						

48 SPADINO										CUP	
1	13:34.592	1:05.981	132.5	52.469	15:33.042	7	27.577	56.229	147.3	49.173	2:12.979
2	30.249	1:01.152	136.0	49.547	2:20.948	8	28.267	55.367	145.9	47.217	2:10.851
3	28.552			1:47.798	2:16.350	9	27.511			1:44.359	2:11.870
4	27.904			1:45.215	2:13.119	10	28.542			1:43.384	2:11.926
5	29.227	58.858	146.1	1:53.808	3:21.893 Pit						
6	48.717	57.308	145.1	47.782	2:33.807						

49 Umberto CANTU										A30	
1					15:54.956	4					2:23.309
2					2:15.558	5					2:22.880
3					2:32.540						

50 Lorenzo PEGORARO										N30	
1	15:11.295	1:05.627	112.8	52.281	17:09.203	6	28.749	59.553	138.9	49.354	2:17.656
2	30.950	1:01.126	138.8	53.194	2:25.270	7	31.543	1:16.134	115.1	4:07.888	5:55.565 Pit
3	29.108	1:00.510	118.6	50.142	2:19.760	8	47.910	1:00.323	132.8	51.535	2:39.768
4	28.631	57.793	135.6	49.560	2:15.984						
5	28.762	58.565	135.1	49.340	2:16.667						

51 Valentino LILLI										CUP	
1	14:22.641	1:02.534	136.5	49.840	16:15.015	7	27.859			1:43.997	2:11.856
2	29.086	1:01.420	136.3	49.630	2:20.136	8	27.677	55.972	142.6	47.620	2:11.269
3	28.810			1:45.842	2:14.652	9	27.913	56.043	145.7	46.654	2:10.610
4	27.918	57.967	139.1	47.864	2:13.749	10	28.692			1:44.230	2:12.922
5	27.919	56.286	143.8	47.649	2:11.854	11	27.899	56.669	146.5	47.724	2:12.292
6	27.999	56.725	136.8	48.409	2:13.133						



Circuit Length - 4.909 kilometres  
Autodromo Enzo e Dino Ferrari  
Italy

Weather/Track: Sun/Dry

Printed at 12:51, Saturday, 23 June, 2012

© MST Systems Ltd, 2010 (www.mstworld.com)

Page 6

# Trofeo Turismo

## Free Practice - Sector Analysis Report

Lap S1 Time S1 Spd S2 Time S2 Spd S3 Time S3 Spd Lap Time Pit Lap S1 Time S1 Spd S2 Time S2 Spd S3 Time S3 Spd Lap Time Pit

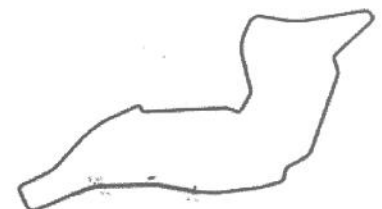
52 Michele MONTESI										AR3		
1	14:46.197			2:14.810		17:01.007	5	36.166	1:11.291	97.4	1:00.300	2:47.757
2	35.297	1:08.596	113.2	59.092		2:42.985	6	36.136			2:09.814	2:45.950
3	35.753	1:11.287	103.2	1:00.723		2:47.763	7	36.282	1:11.647	97.8	2:55.560	4:43.489 Pit
4	37.873	1:12.496	100.9	1:00.903		2:51.272						

53 Nicolas SERI										A13		
1	14:38.728	1:11.105	116.5	1:01.131		16:50.964	6	34.483	1:04.573	122.4	54.639	2:33.695
2	32.936	1:06.019	115.0	56.036		2:34.991	7	32.551	1:07.108	119.3	58.278	2:37.937
3	33.070	1:09.257	118.6	55.072		2:37.399	8	35.272	1:07.490	111.4	54.929	2:37.691
4	32.652	1:08.100	116.5	55.483		2:36.235	9	33.011	1:06.113	113.0	54.717	2:33.841
5	32.454	1:07.210	139.7	59.575		2:39.239						



Weather/Track: Sun/Dry

Printed at 12:51, Saturday, 23 June, 2012  
© MST Systems Ltd, 2010 (www.mstworld.com)



Circuit Length - 4.909 kilometres  
Autodromo Enzo e Dino Ferrari  
Italy